BaneNOR, Jernbaneteknikk
Symbolbibliotek, signalsymboler

1. Forside og beskrivelse
2. Generelt
3. Sporveksler og sporsperreutrustning
4. Sporfelt, togdeteksjon, forrigling
5. Kabelplan og skjematiskplan
6. Lyssignaler
7. Veisikringsanlegg
8. Skilt/signaler
9. Under og overbygning
10. Lag, linjetyper og tekst

Font: ISOCP.shx

Units: Millimeter

Dynamiske blokker

Blokker med funksjoner for fastsatt redigering.
Blokkene endres/redigeres med "GRIPS" gripepunkter eller i properties.

DYNAMISKE GRIPS Utforming og funksjon



Innsettingspunkt
Basepoint



Flytte i alle retninger
Move



Flytte langs en definert akse
Linear



Rotere rundt en akse
Rotate



Vende på objekt
Flip



Liste med valg
Lookup



Justere til objekt
Align

Wipeout

Polygon ramme/område som maskerer underliggende objekter
Dette er på objekter der trim funksjon ikke er egnet.
Draworder; above objekt, dersom streker ikke blir skjult. **REDRAW**

WIPEOUTFRAME system variabel
0 -Rammen blir ikke vist eller plottet
1 -Rammen blir vist og plottet
2 -Rammen vises men ikke plottet

Fryses laget med Wipeout er ikke denne lenger aktiv

Plot style table: Bane NOR.ctb

2. Generelt

FAG: SA

Ark nr.: 2.1

Km og målsetting

Grafikk, blokk navn	Navn, beskrivelse.	Dynamiske funksjoner	Attributter
	DIMPIL Målsettingspil i dim style		
	Målsetting Dim style: Bane NOR		
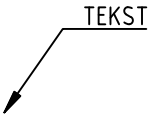	Leader style: Bane NOR		
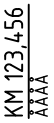 KM tekst linje	Km markering		
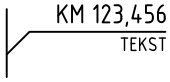 KM tekst linje H	Km markering horisontal		
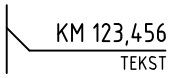 KM tekst linje H_under	Km markering horisontal under		
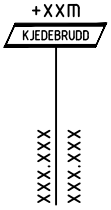 KO_Kjedebrudd	Kjedebrudd		Fra Til +/- M
 KJEDE01	Kjedebrudd		

HENVISNING

Grafikk, blokk navn	Navn, beskrivelse.	Dynamiske funksjoner	Attributter
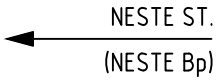 SA_Henvisning	Henvisningspil Neste stasjon (Blokkpost)	Flip Strekke (Multiline tekst)	Neste Blokkpost
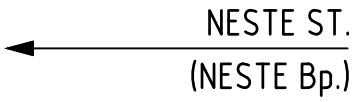 SA_Henvisning_2	Henvisningspil Neste stasjon (Blokkpost)	Flip Strekke (Multiline tekst)	Neste Stasjon Neste Blokkpost

For prosjekt

Grafikk, blokk navn	Eksempel	Navn, beskrivelse.	Dynamiske funksjoner	Attributter
 Parsellgrense		Parsellgrense		
 Fasemerke01		Fasemerke		
 Fasemerke02		Fasemerke		

3. Sporveksler og sporsperreutrustning

FAG: SA | Ark nr.: 3.1

Forklaring sporveksler

Grafikk	Navn, beskrivelse.	Grafikk	Navn, beskrivelse.
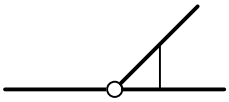	Håndstilt sporveksel som ikke inngår i sikringsanlegget	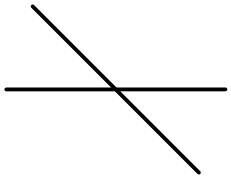	Sporkryss
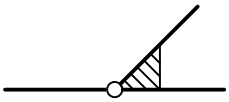	Håndstilt sporveksel	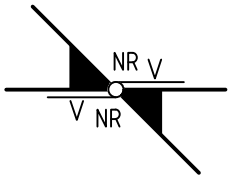	Dobbel kryssveksel Benytt to aktuelle veksler med samme innsettingspunkt
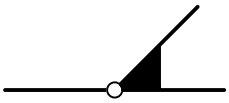	Sentralstilt sporveksel	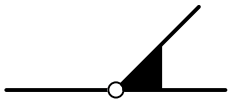	Rettspor til høyre (Sentralstilt)
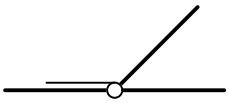	Tungespiss på veksel	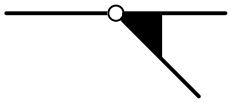	Rettspor til venstre (Sentralstilt)
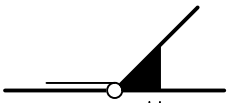	Normastilling for kjøring til høyre (Sentralstilt) Tidligere ble det benyttet + istedenfor H	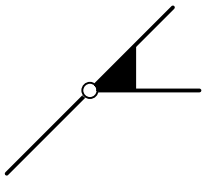	Rettspor til Venstre (Sentralstilt, tegnet som skråveksel)
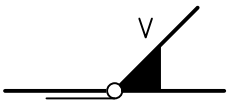	Normalstilling for kjøring til venstre (Sentralstilt) Tidligere ble det benyttet + istedenfor V	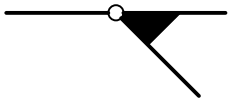	NSS: Rettspor til venstre L2: Rettspor til høyre (Sentralstilt) Anbefales ikke benyttet
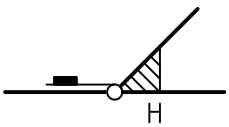	Kontrollåst sporveksel vist til høyre spor (Håndstilt sporveksel)	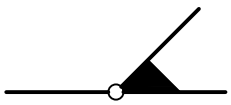	NSS: Rettspor til venstre L2: Rettspor til høyre (Sentralstilt) Anbefales ikke benyttet
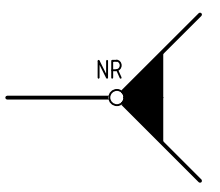	Splittet veksel Benyttes når spor svinger både til høyre og venstre		Definisjon: Rettspor menes spor med størst radius

Sporveksler

Grafikk, blokk navn	Eksempel	Navn, beskrivelse. Norm: TRV	Dynamiske funksjoner	Attributter
SA_Drivmaskin		Drivmaskin		
SA_Lokalstiller		Lokalstiller		
SA_Rigel		Rigel		
SA_S-las1	TEKST TEKST	Nøkkelapparat Samlelås S og Z lås		
SA_S-las2	TEKST TEKST	Nøkkelapparat Samlelås S og Z lås		
SA_Sporsperresignal		Sporsperresignal		
SA_Spv signal		Sporveksel signal		

PUNKT

Grafikk, blokk navn	Eksempel	Navn, beskrivelse.	Dynamiske funksjoner	Attributter
SA_Middel	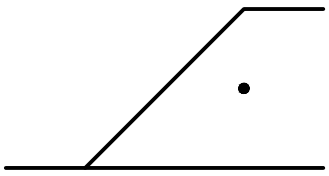	Sporets middel		

Sporsperre og avsporing

Grafikk, blokk navn	Eksempel	Navn, beskrivelse. Norm: TRV	Dynamiske funksjoner	Attributter
 SA_Sporsperre		Sporsperre	Valg (se under) WIPEOUT	TEKST1 TEKST2

VALG: Avsp 1 Avsp 2 Avsp 3 Avsp 4

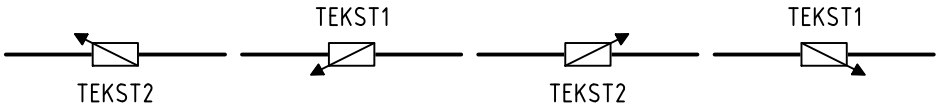

 SA_Sporsperre_sent		Sporsperre sentralstilt	Valg (se under) WIPEOUT	TEKST1 TEKST2

VALG: Avsp 1 Avsp 2 Avsp 3 Avsp 4

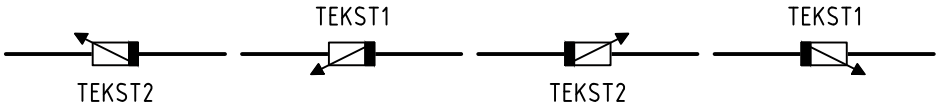

 SA_Sporsperre_man		Sporsperre Manuelt kontrollert med S-lås	Valg (se under) WIPEOUT	TEKST1 TEKST2

VALG: Avsp 1 Avsp 2 Avsp 3 Avsp 4

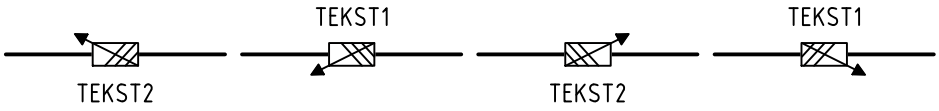

Avlagt sporsperre

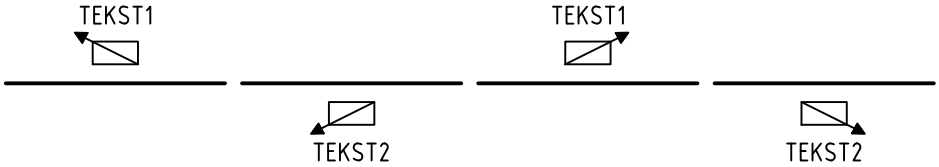

Symbol som over men flyttes 4 mm til siden for spor

 SA_Avsporingstunge	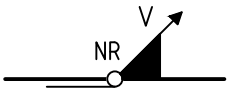	Dobbel avsporingstunge	Rotere (Vinkel)	

Sporsperre og avsporing

Grafikk, blokk navn	Navn, beskrivelse. Norm: TRV	Dynamiske funksjoner	Attributter
 SA_Sporsperre_dobbel	Dobbel sporsperre	Valg (se under) WIPEOUT	TEKST

VALG:

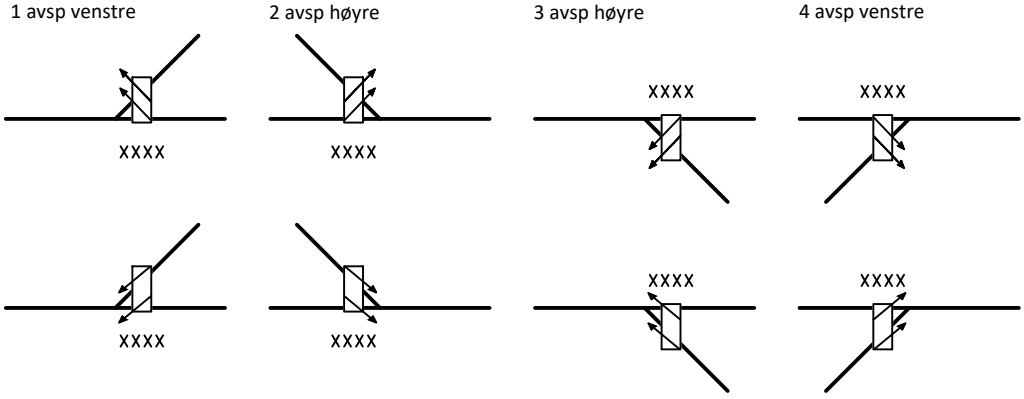

 SA_Sporsperre_dobbel_sent	Dobbel sporsperre Sentralstilt	Valg (se under) WIPEOUT	TEKST

VALG:

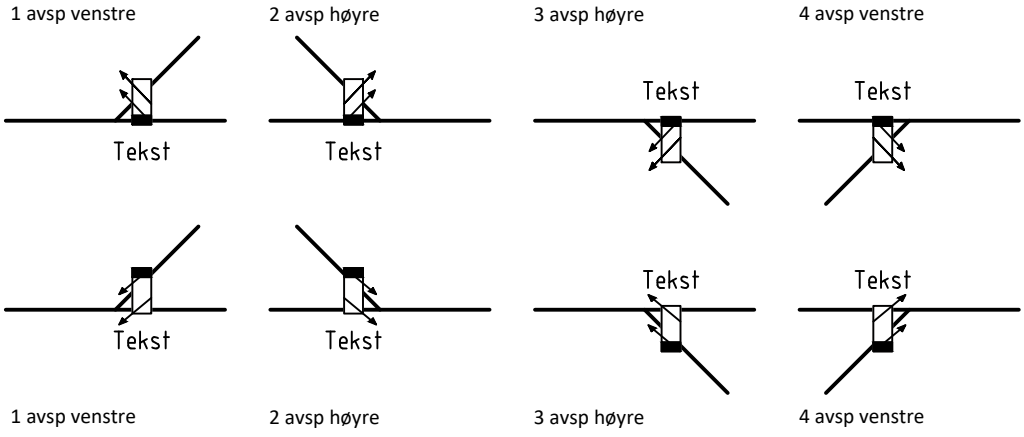

 SA_Sporsperre_dobbel_man	Dobbel sporsperre Manuelt kontrolert med S-lås	Valg (se under) WIPEOUT	TEKST

VALG:

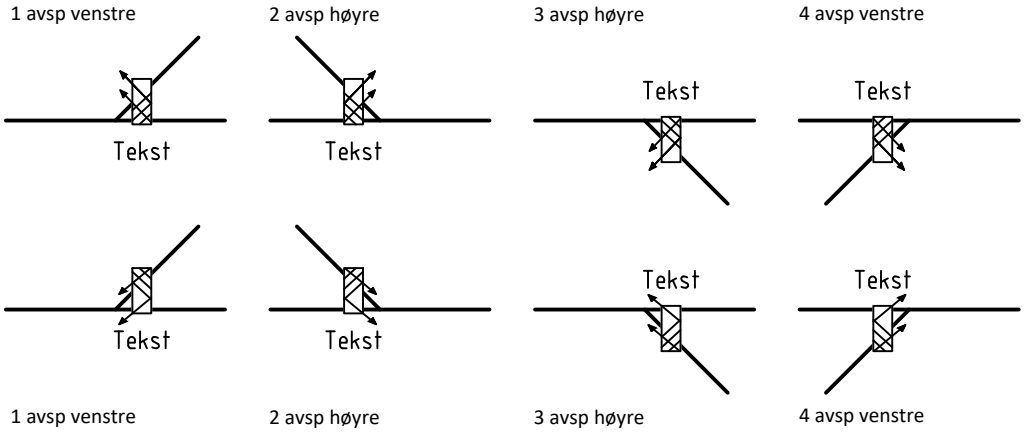

Sentralstilt sporveksel

Grafikk, blokk navn	Dynamisk valg
 SA_Sporveksel_sent_1	-Uten normastilling 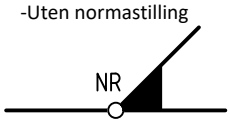 -Høyre 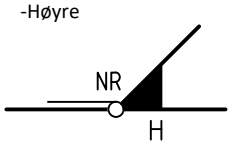 -Venstre 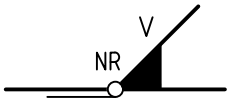 -Skrå, Høyre 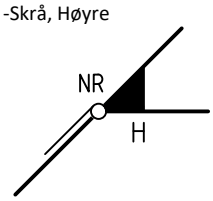 -Skrå, Venstre 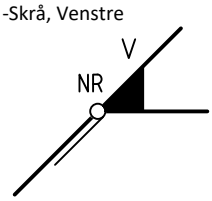
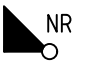 SA_Sporveksel_sent_2	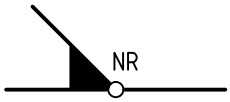 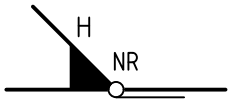 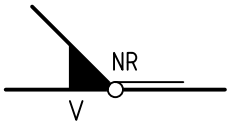 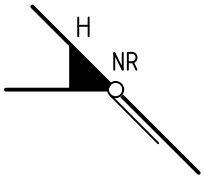 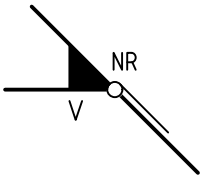
 SA_Sporveksel_sent_3	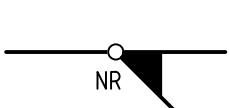 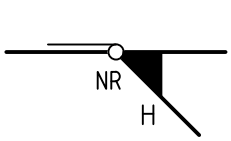 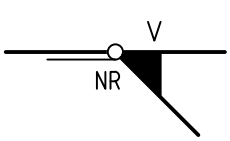 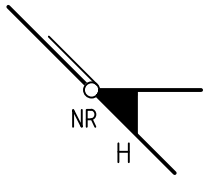 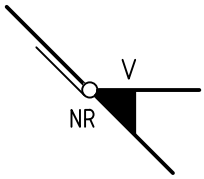
 SA_Sporveksel_sent_4	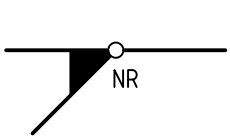 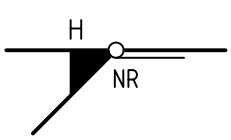 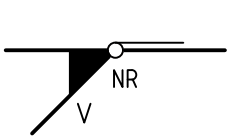 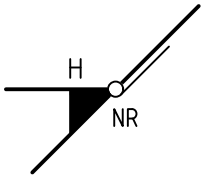 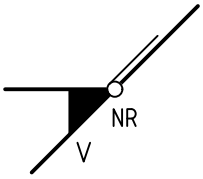

Dobbelkryssveksel i utvalgte sammenstillinger

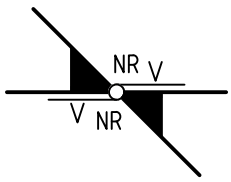	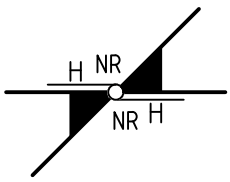	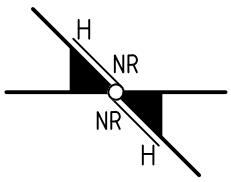	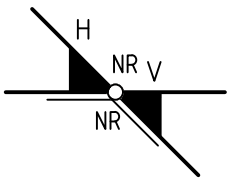	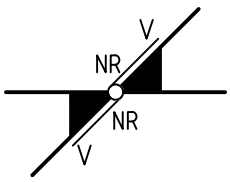	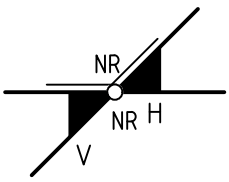

Splittet veksel

 SA_Sporveksel_splitt_sent_1	-Uten normastilling 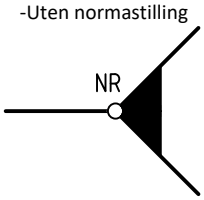 -Høyre 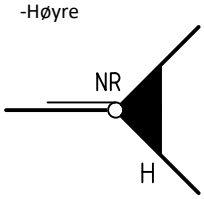 -Venstre 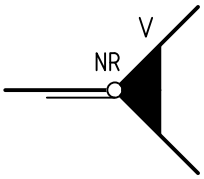
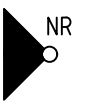 SA_Sporveksel_splitt_sent_2	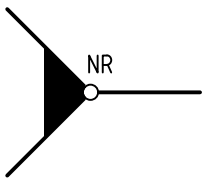 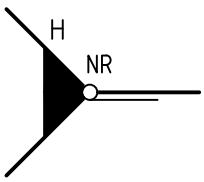 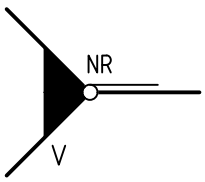

Håndstilt sporveksel

Grafikk, blokk navn	Dynamisk valg				
	-Uten normastilling	-Høyre	-Venstre	-Skrå, Høyre	-Skrå, Venstre
 SA_Sporveksel_laast_1	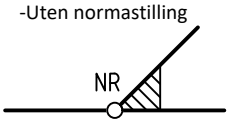	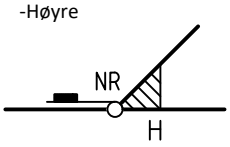	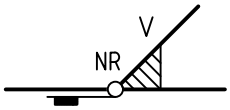	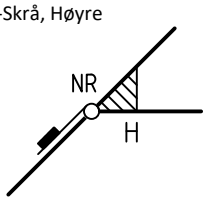	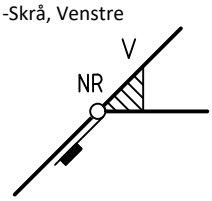
 SA_Sporveksel_laast_2	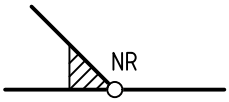	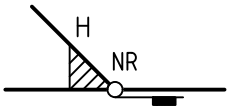	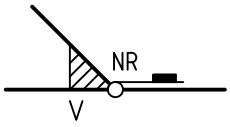	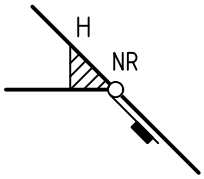	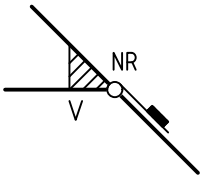
 SA_Sporveksel_laast_3	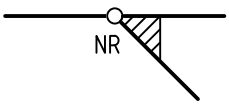	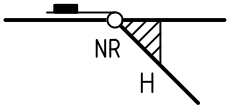	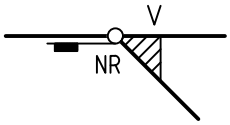	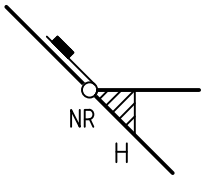	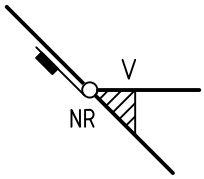
 SA_Sporveksel_laast_4	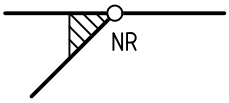	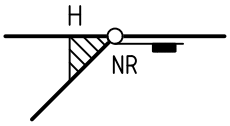	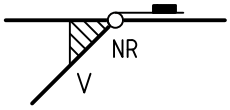	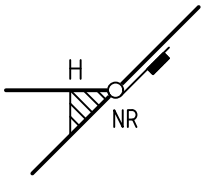	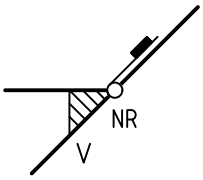

Håndstilt sporveksel som ikke inngår i sikringsanlegget

Grafikk, blokk navn	Eksempel
 SA_Sporveksel_man_1	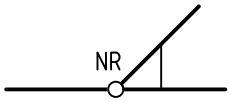
 SA_Sporveksel_man_2	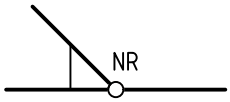
 SA_Sporveksel_man_3	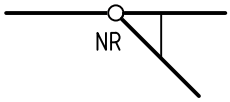
 SA_Sporveksel_man_4	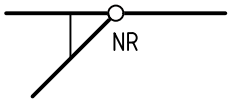

Alternativ sporveksel

Grafikk, blokk navn	Dynamisk valg
 SA_Sporveksel_sent_1_Alt	-Uten normastilling -Høyre -Venstre -Skrå, Høyre -Skrå, Venstre 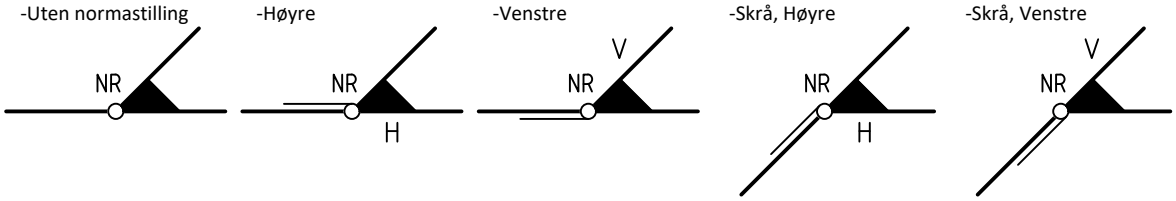
 SA_Sporveksel_sent_2_Alt	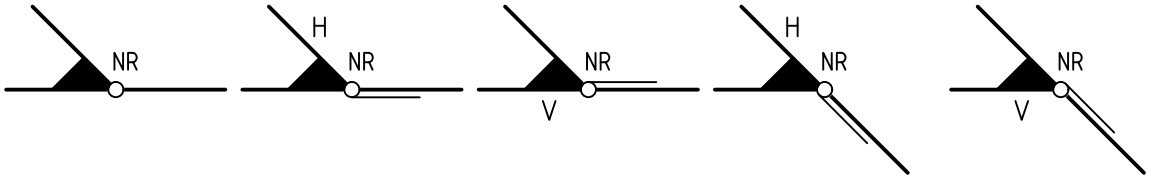
 SA_Sporveksel_sent_3_Alt	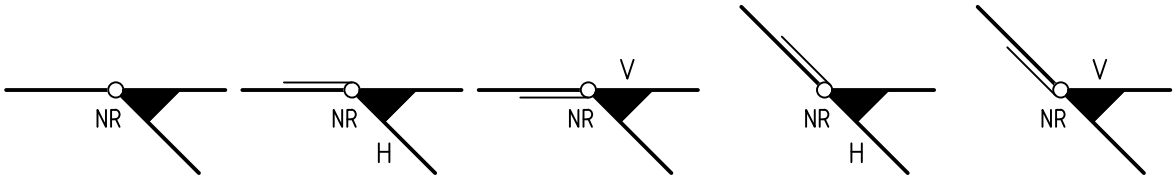
 SA_Sporveksel_sent_4_Alt	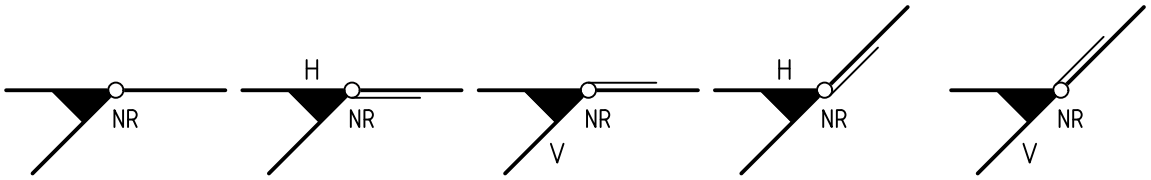
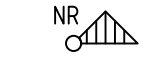 SA_Sporveksel_laast_1_Alt	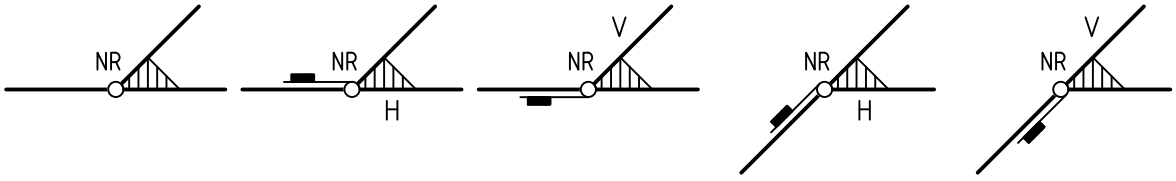
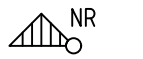 SA_Sporveksel_laast_2_Alt	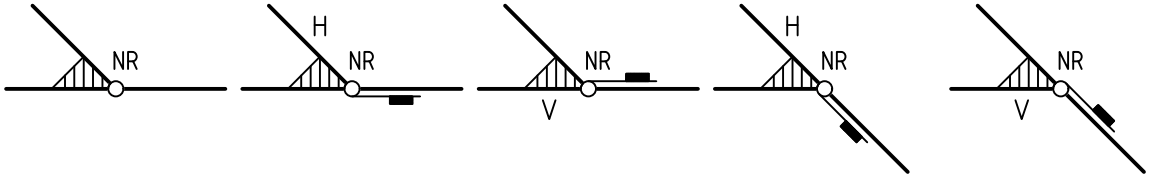
 SA_Sporveksel_laast_3_Alt	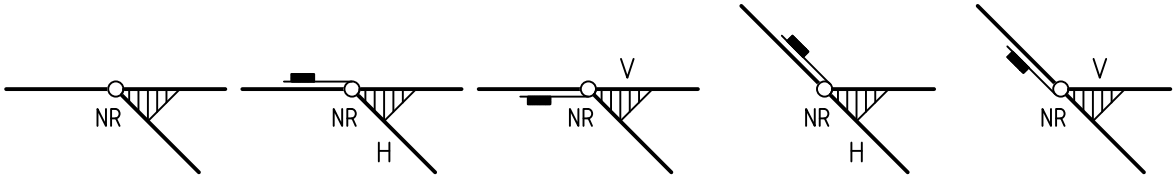
SA_Sporveksel_laast_4_Alt	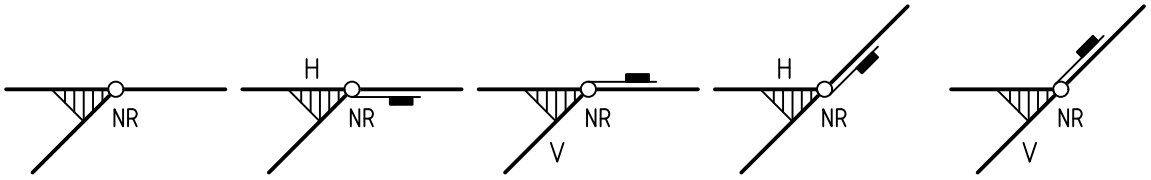

Sporveksel plantegning i målestokk

Grafikk, blokk navn	Navn, beskrivelse.	Dynamiske funksjoner	Attributter
 SA_SPV_Sent_1	Sentralstilt sporveksel.	Valg: Typer Strekke skravur	NR

Dynamisk valg:

1:7

Høyre

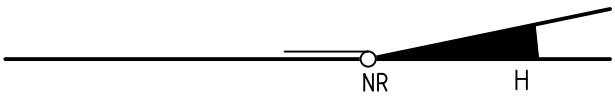

Venstre

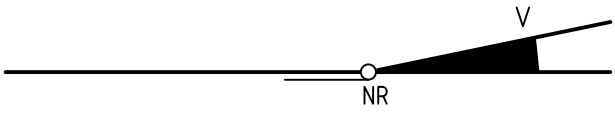

1:9

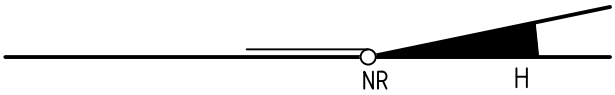

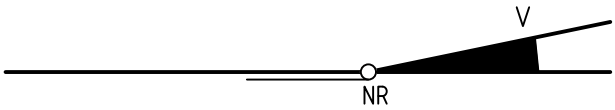

1:12

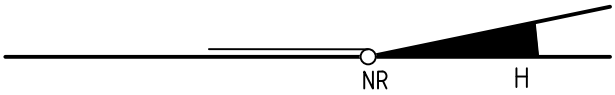

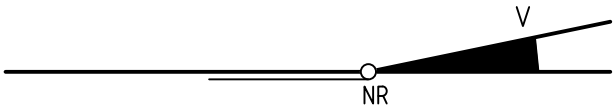

1:14

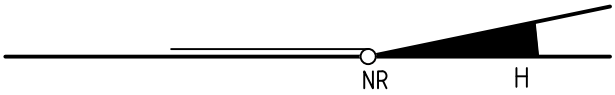

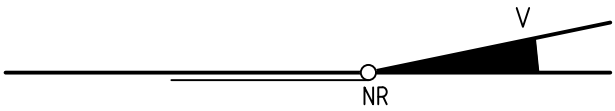

1:18

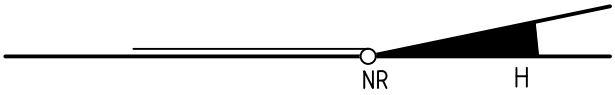

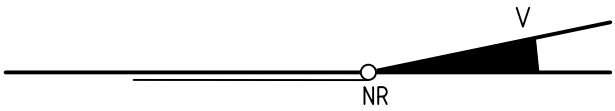

1:26

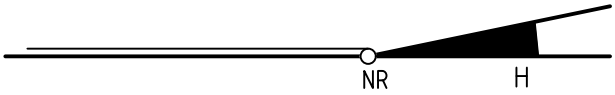

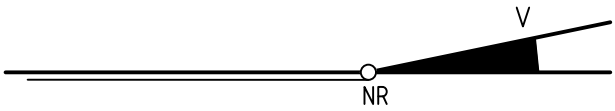

Sporveksel plantegning i målestokk

Grafikk, blokk navn	Navn, beskrivelse.	Dynamiske funksjoner	Attributter
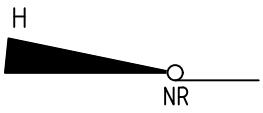 SA_SPV_Sent_2	Sentralstilt sporveksel.	Valg: Typer Strekke skravur	NR

Dynamisk valg:

1:7

Høyre

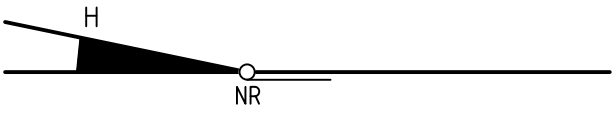

Venstre

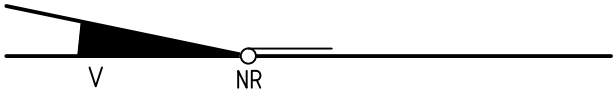

1:9

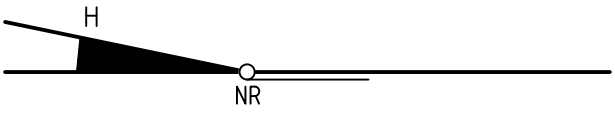

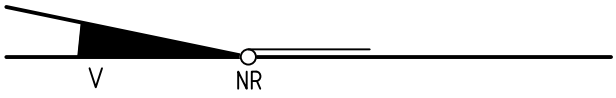

1:12

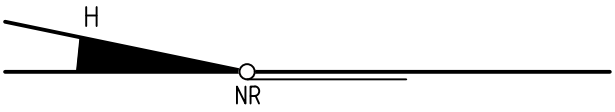

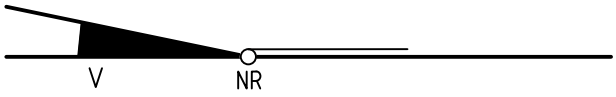

1:14

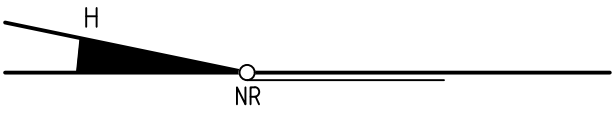

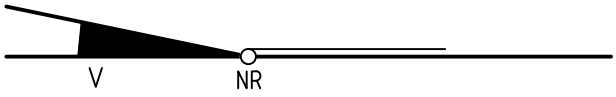

1:18

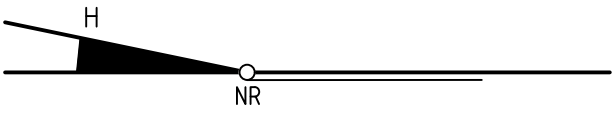

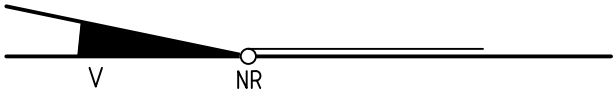

1:26

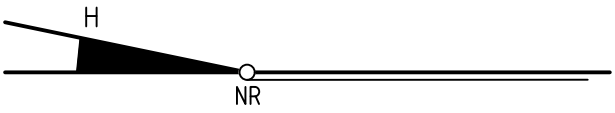

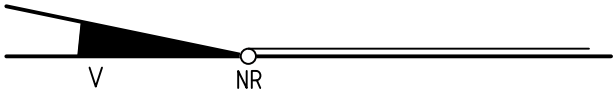

Sporveksel plantegning i målestokk

Grafikk, blokk navn	Navn, beskrivelse.	Dynamiske funksjoner	Attributter
 SA_SPV_Lokal_1	Lokalstilt sporveksel som inngår i sikringsanlegget.	Valg: Typer Strekke skravur	NR

Dynamisk valg:

1:7

Høyre

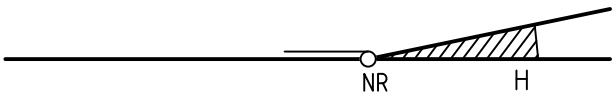

Venstre

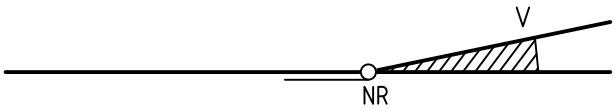

1:9

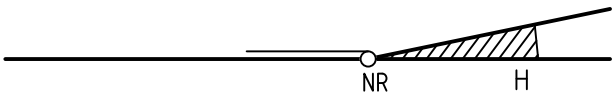

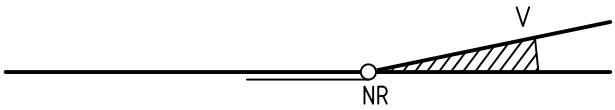

1:12

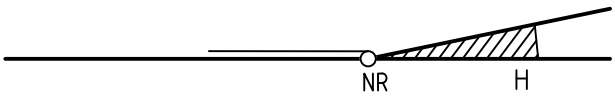

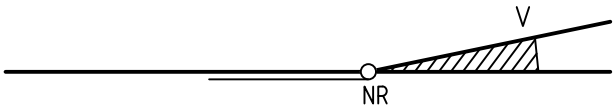

1:14

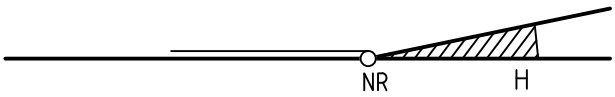

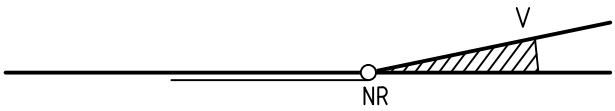

1:18

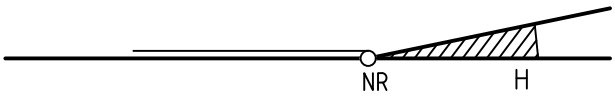

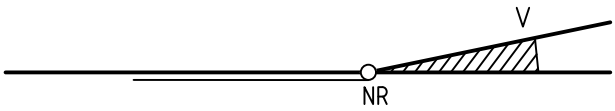

1:26

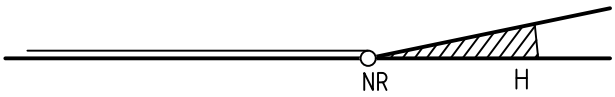

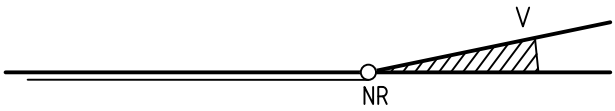

Sporveksel plantegning i målestokk

Grafikk, blokk navn	Navn, beskrivelse.	Dynamiske funksjoner	Attributter
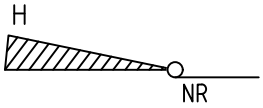 SA_SPV_Lokal_2	Lokalstilt sporveksel som inngår i sikringsanlegget.	Valg: Typer Strekke skravur	NR

Dynamisk valg:

1:7

Høyre



Venstre

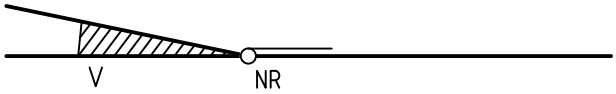

1:9

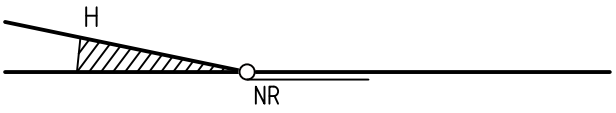

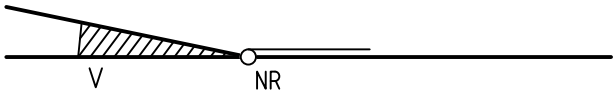

1:12

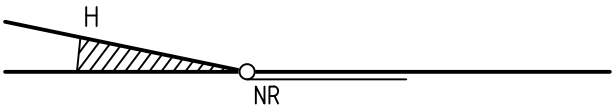

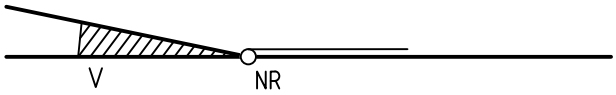

1:14

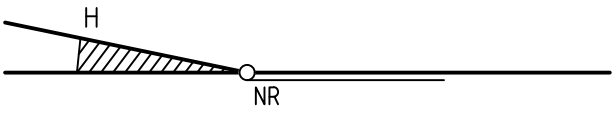

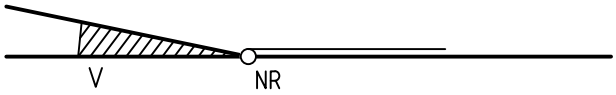

1:18

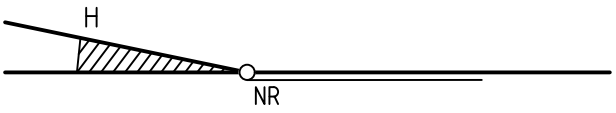

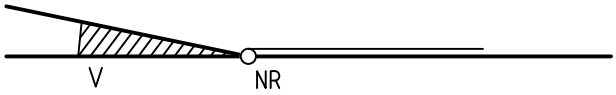

1:26

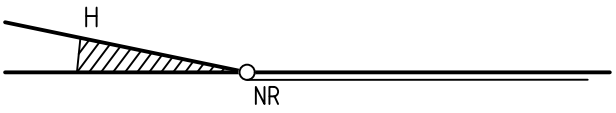



Merking, deteksjonsavsnitt

Grafikk, blokk navn	Eksempel	Navn, beskrivelse. Norm: TRV	Dynamiske funksjoner	Attributter
 SA_Avsnitt_1	Over (0) 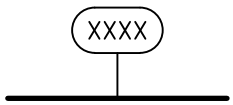 Under (180) 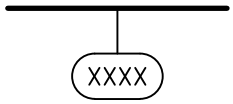	Deteksjonsavsnitt	Rotere (trinn på 180 grader) Valg: stiplet	TEKST
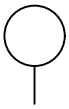 SA_Avsnitt_2	Over (0) 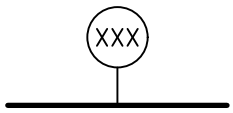 Under (180) 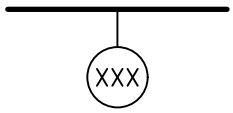	Deteksjonsavsnitt	Rotere (trinn på 45 grader) Valg: stiplet	TEKST
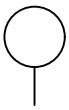 SA_Avsnitt_3	Over (0) 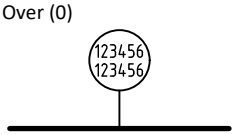 Under (180) 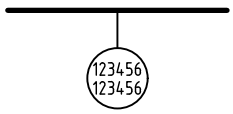	Deteksjonsavsnitt	Rotere (trinn på 45 grader) Valg: stiplet	TEKST1 TEKST2
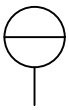 SA_Avsnitt_4	Over (0) 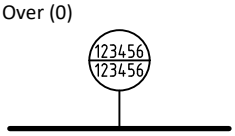 Under (180) 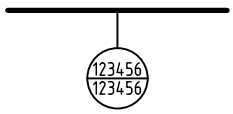	Deteksjonsavsnitt, tilhører to ulike deteksjonsavsnitt.	Rotere (trinn på 45 grader) Valg: stiplet	TEKST1 TEKST2
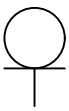 SA_Avsnitt_5	Over (0) 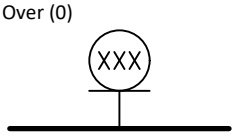 Under (180) 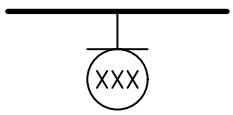	Deteksjonsavsnitt tilknyttet SP-gruppe i NSB-77	Rotere (trinn på 180 grader) Valg: stiplet	TEKST

Merking, deteksjonsavsnitt

Grafikk, blokk navn	Eksempel	Navn, beskrivelse. Norm: TRV	Dynamiske funksjoner	Attributter
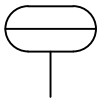 SA_Avsnitt_6	Over (0) 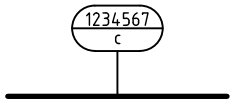 Under (180) 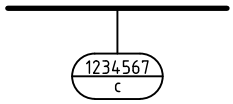	Deteksjonsavsnitt	Rotere (trinn på 180 grader) Valg: stiplet	TEKST1 TEKST2

Merking, deteksjonsavsnitt

Grafikk, blokk navn	Eksempel	Navn, beskrivelse. Norm: TRV	Dynamiske funksjoner	Attributter
 SA_Avsnitt_1.2	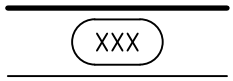	Deteksjonsavsnitt	Valg: stiplet	TEKST
 SA_Avsnitt_2.2	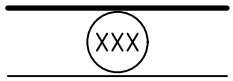	Deteksjonsavsnitt	Valg: stiplet	TEKST
 SA_Avsnitt_3.2	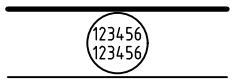	Deteksjonsavsnitt	Valg: stiplet	TEKST1 TEKST2
 SA_Avsnitt_4.2	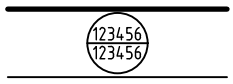	Deteksjonsavsnitt, tilhører to ulike deteksjonsavsnitt.	Valg: stiplet	TEKST1 TEKST2

Forrigling

Grafikk, blokk navn	Eksempel	Navn, beskrivelse. Norm: TRV	Dynamiske funksjoner	Attributter
 SA_LOP	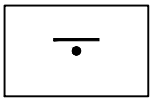	Lokal operatørplass eller stillerapparat. Eks. vist med relèrom som tegnes		
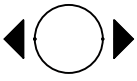 SA_Togvei	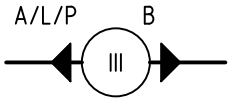	Togvei/Skifteveistiller	Valg piler: -Begge veier -Mot A -Mot B WIPEOUT	T1 (Tekst inni) TK1 TK2 TK3 TK4

Sporisolering (isolerende skinneskjøt)

Grafikk, blokk navn	Eksempel med skinner	Eksempel enlinje (spormidt)	Rotert 180	Navn, beskrivelse.
 SA_iso_skj_1	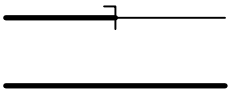	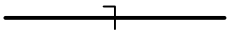	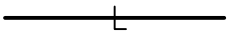	Isolerende skinneskjøt Tykk strek isolert skinne (rød) Tynn strek uisolert skinne (gul) Enlinje/spormidt (blå)
 SA_iso_skj_2	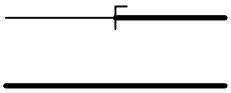	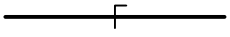	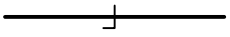	
 SA_iso_skj_3	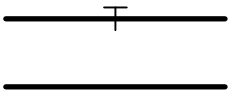		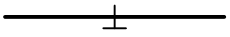	

Sporisolering, Enlinje

Grafikk, blokk navn	Forklaring med skinner	Eksempel enlinje (spormidt)	Rotert 180
 SA_iso_skj_4	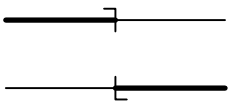	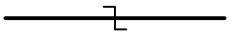	
 SA_iso_skj_5	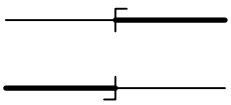	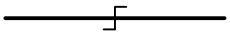	
 SA_iso_skj_6	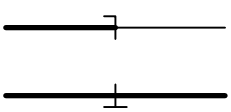	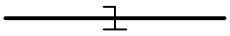	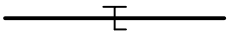
 SA_iso_skj_7	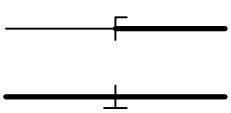	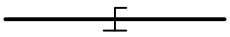	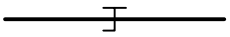
 SA_iso_skj_8	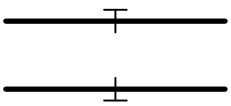		

Togdeteksjon

Grafikk, blokk navn	Eksempel	Navn, beskrivelse. NORM: TRV	Dynamiske funksjoner	Attributter
 SA_Akselteller_1		Akselteller/tellepunkt tilhørende interlocking		Tekst over Tekst under
 SA_Akselteller_2		Akselteller/tellepunkt tilhørende veisikringsanlegg		Tekst over Tekst under
 SA_Akselteller_3		Akselteller/tellepunkt tilhørende interlocking og veisikringsanlegg	Flippe side	Tekst over Tekst under
SA_Avsnitt_grense		Akselteller/tellepunkt Grense mellom deteksjonsavsnitt. Vist med spormidt		
SA_Tilf-Retur	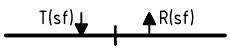	Sporfeltstrøm tilførsel eller retur, indikert med pil. (enlinje)		

Overdragstransformator (dynamisk)

 SA_Overdragstrafo_enlinje		Overdragstrafo med sporisolering (enlinje)	Valg: sporiso. over/under	

	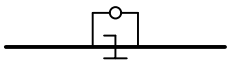 -Sporiso 1	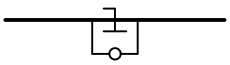
	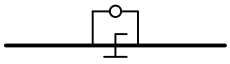 -Sporiso 2	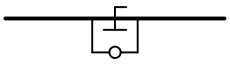
	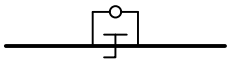 -Sporiso 3	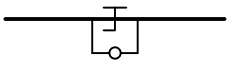
	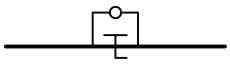 -Sporiso 4	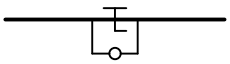
	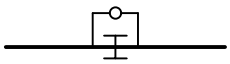 -Sporiso 5 dobbel	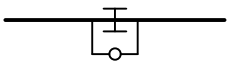

Sporisolering (Komponenter)

Grafikk, blokk navn	Eksempel	Navn, beskrivelse. Norm: NEK 144	Dynamiske funksjoner	Attributter
SA_Koblingspunkt		Koblingspunkt S00016		
SA_VERN		Overspenningsavleder Overspenningsvern Gjenomslagssikring S00373		
SA_Tilkoblingskasse	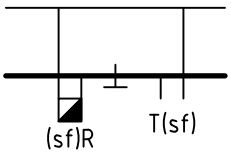	Tilkoblingskasse for sporfelter/togdeteksjon.		TEKST 1 TEKST 2 TEKST 3 TEKST 4
SA_Overkast	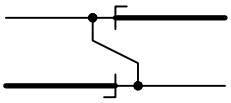	Overkast (av skinneskjøt) med koblingspunkt		
	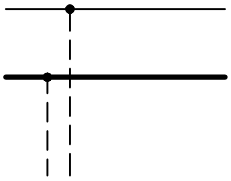	"Overkast" sporfeltstrøm tilførsel/retur (mellom spor) Vist med koblingspunkt		
		Returledning (denne er i bruk på EH dok.)		
SA_Sugetrafo	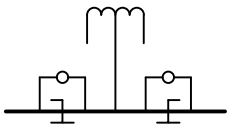	Sugetransformator med tilkobling til nullfelt Eksempel vist med overdragstafo Sugetrafo scale 0.75		
SA_Sugetrafo_2		Sugetransformator S00583		

Sporisolering (Komponenter)

Grafikk, blokk navn	Eksempel	Navn, beskrivelse. Norm:	Dynamiske funksjoner	Attributter
 SA_Filterimpedans	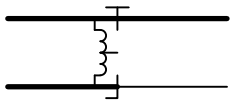	Filterimpedans		
 SA_Sporfelt_TR	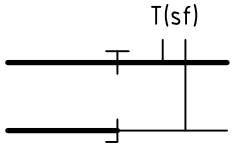	Sporfeltstrøm tilførsel eller retur		T1
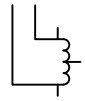 SA_IMP_TR	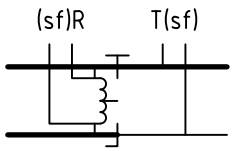	Filterimpedans med sporfeltstrøm tilførsel eller retur		T1
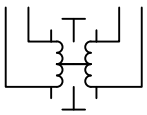 SA_IMP_dobbel_TR	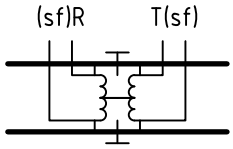 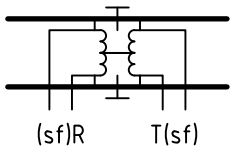	Sporisolering med dobbel filterimpedans	Valg tilf opp eller ned	T1 T2
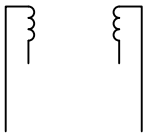 SA_Overdragstrafo	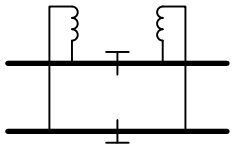	Overdragstrafo	Strekke tilkobling filterimpedans (0-9)	
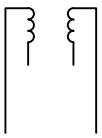 SA_Overdragstrafo_S	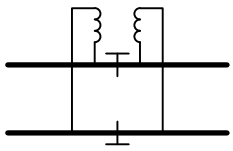	Overdragstrafo smal for sammenstilling med sugetransformator	Strekke tilkobling filterimpedans (0-9)	

Sporisolering. Sammenstillinger dynamiske

Grafikk, blokk navn	Beskrivelse.	Dynamiske funksjoner	Attributter
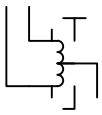 SA_IMP_TR_tilkobl	Sporisolering med filterimpedans tilkoblet uisolert skinne	Valg tilkobling uisolertskinne (se under)	T1

Valg 1

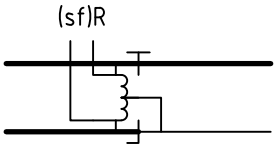

Valg 2

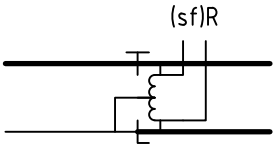

Valg 3

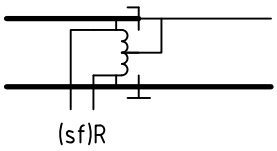

Valg 4

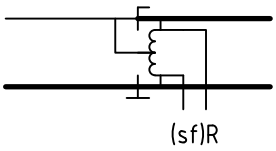

Valg 5

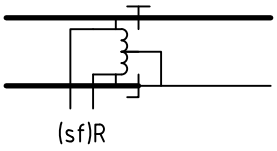

Valg 6

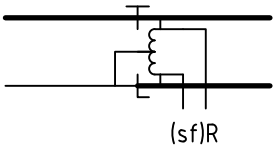

Valg 7

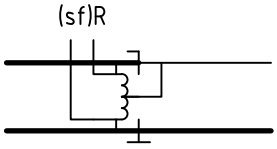

Valg 8

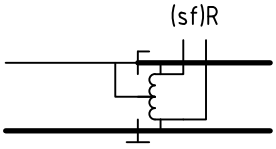

Grafikk, blokk navn	Beskrivelse.	Dynamiske funksjoner	Attributter
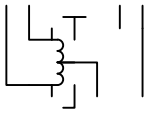 SA_IMP_sporfelt_TR_tilkobl	Sporisolering med filterimpedans tilkoblet uisolertskinne, sporfeltstrøm tilførsel og retur	Valg tilkobling uisolertskinne (se under)	T1 T2

Valg 1

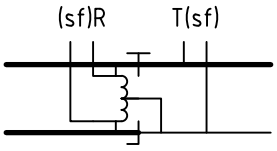

Valg 2

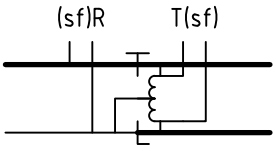

Valg 3

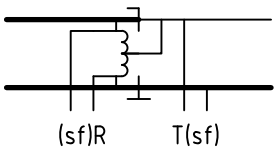

Valg 4

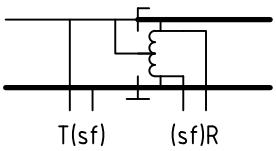

Valg 5

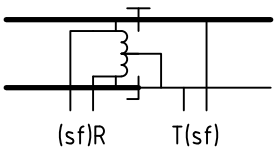

Valg 6

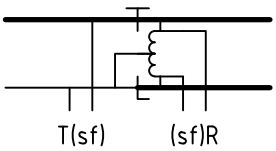

Valg 7

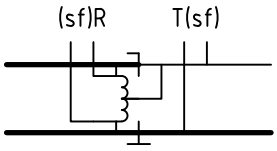

Valg 8

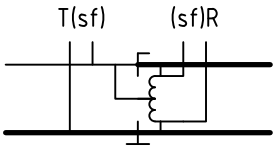

Skjøteløse sporfelt. FTG-S. Forbindere

Grafikk, blokk navn	Eksempel	Navn, beskrivelse. Norm: TRV	Dynamiske funksjoner	Attributter
 SA_FTGS_ISO917	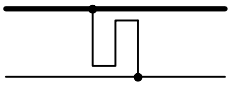	S-forbinder FTG-S 917/917		
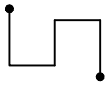 SA_FTGS_ISO46	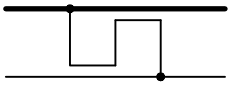	S-forbinder FTG-S 46/46		
 SA_FTGS_ISO46917	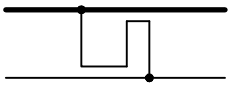	S-forbinder FTG-S 46/917		
 SA_FTGS_ISO91745	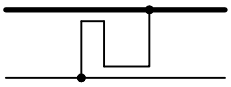	S-forbinder FTG-S 917/46		
 SA_FTGS_MIDDCSTOR	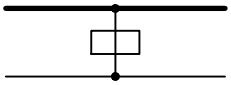	Forbinder med potensialutligner		
 SA_FTGS_ISOC46	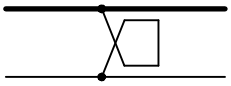	Endeforbinder FTG-S 46		
 SA_FTGS_ISOC917	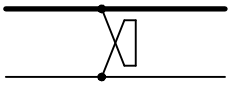	Endeforbinder FTG-S 917		
SA_FTGS_Forbinder	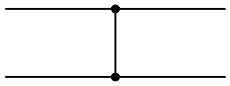	Kortslutningsforbinder		

Skjøteløse sporfelt. FTG-S. Forbindere

Grafikk, blokk navn	Eksempel	Navn, beskrivelse. Norm: TRV	Dynamiske funksjoner	Attributter
 SA_FTGS_SBAND917	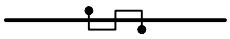	S-forbinder FTG-S 917/917		
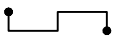 SA_FTGS_SBAND046	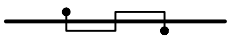	S-forbinder FTG-S 46/46		
 SA_FTGS_SBANDMIX	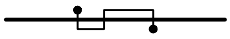	S-forbinder FTG-S 46/917		
 SA_FTGS_SBANDMIX_2	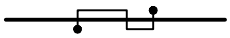	S-forbinder FTG-S 917/46		
 SA_FTGS_MIDCON		Forbinder med potensialutligner		
 SA_FTGS_MIDCON2	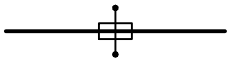	Forbinder med potensialutligner		
 SA_FTGS_ENDCON		Endeforbinder FTG-S 917 og FTG-S 46		
SA_FTGS_SHORTCON		Kortslutningsforbinder		

Skjøteløse sporfelt. FTG-S. Sendere og mottaker

Grafikk, blokk navn	Eksempel	Navn, beskrivelse. Norm: TRV	Dynamiske funksjoner	Attributter
 SA_FTGS_TRAREC1	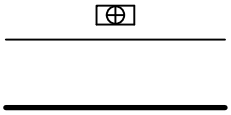	Mottaker (for ett sporfelt)		OV (Tekst over til venstre) OH (Tekst over til høyre) UV (Tekst under til venstre) UH (Tekst under til høyre)
 SA_FTGS_TRAREC2	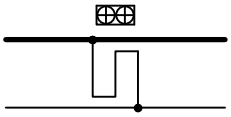	Mottaker (for to sporfelt)		OV OH UV UH
 SA_FTGS_TRAREC3	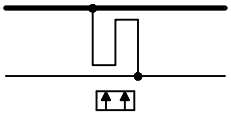	Sender (for to sporfelt)		OV OH UV UH
 SA_FTGS_TRAREC4	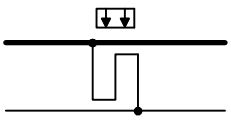	Sender (for to sporfelt)		OV OH UV UH
 SA_FTGS_TRAREC5	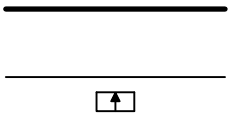	Sender (for ett sporfelt)		OV OH UV UH
 SA_FTGS_TRAREC6	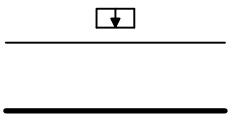	Sender (for ett sporfelt)		OV OH UV UH
 SA_FTGS_TRAREC7	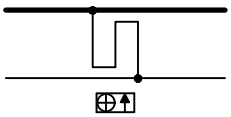	Avstemt enhet (for to sporfelter) Sender og mottaker		OV OH UV UH
 SA_FTGS_TRAREC8	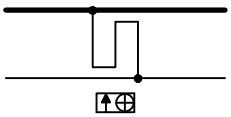	Avstemt enhet (for to sporfelter) Sender og mottaker		OV OH UV UH
 SA_FTGS_TRAREC9	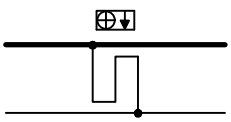	Avstemt enhet (for to sporfelter) Sender og mottaker		OV OH UV UH
 SA_FTGS_TRAREC10	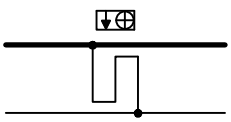	Avstemt enhet (for to sporfelter) Sender og mottaker		OV OH UV UH

Skjøteløse sporfelt. FTG-S. Sendere og mottaker

Grafikk, blokk navn	Eksempel	Navn, beskrivelse. Norm: TRV	Dynamiske funksjoner	Attributter
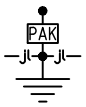 SA_FTGS_Jord_PAK_1	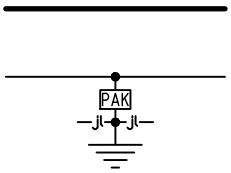	Jordet seksjonert jordleder med filter		
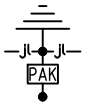 SA_FTGS_Jord_PAK_2	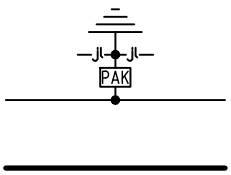	Jordet seksjonert jordleder med filter		

Skjøteløse sporfelt. TI21. Symbol for sporisolering

Grafikk, blokk navn	Eksempel	Navn, beskrivelse. Norm: TRV	Dynamiske funksjoner	Attributter
 SA_TI21_Sender	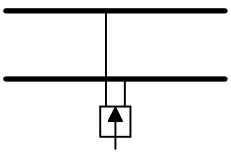	Sender		
 SA_TI21_Sender_LMU	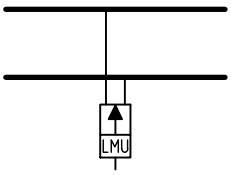	Sender med LMU (forsterker)		
 SA_TI21_Mottaker	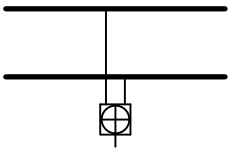	Mottaker		

TI21. Symbol for en-linje tegninger

 SA_TI21_Sender_1	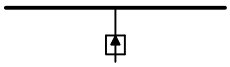	Sender		
 SA_TI21_Sender_LMU_1	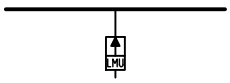	Sender med LMU (forsterker)		
 SA_TI21_Mottaker_1	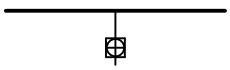	Mottaker		

5. Kabelplan og skjematiskplan

FAG: SA | Ark nr.: 5.1

Kabelplan

Grafikk, blokk navn	Eksempel	Navn, beskrivelse. Norm: TRV	Dynamiske funksjoner	Attributter
 SA_Apparatskap	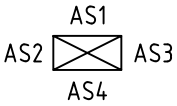	Apparatskap (AS, VAS)	Flytte tekst	TEKST1 TEKST2 TEKST3 TEKST4
 SA_AS-ATC		Apparatskap ATC	Flytte tekst	TEKST1 TEKST2 TEKST3 TEKST4
 SA_Gruppeskap	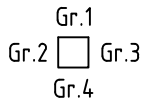	Gruppeskap	Flytte tekst	TEKST1 TEKST2 TEKST3 TEKST4
 SA_Sveivskap	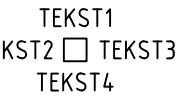	Sveivskap	Flytte tekst	TEKST1 TEKST2 TEKST3 TEKST4
 SA_Kum	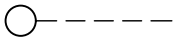	Trekkekum, signal		
 SA_Muffe skj	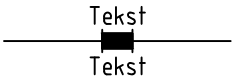	Skjøtemuffe		TEKST1 TEKST2
 SA_Muffe avgrening		Avgreiningsmuffe		TEKST1 TEKST2
 SA_Dim_skjoet	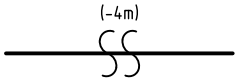	Dim skjøt		TEKST
 SA_Avsporingsindikator	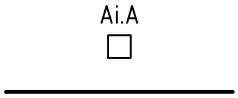	Avsporingsindikator	Flytte tekst	TEKST1 TEKST2 TEKST3 TEKST4
 SA_Noekkelskap 1		Nøkkelskap		ARB.OMR. KM
 SA_Noekkelskap 2		Nøkkelskap		ARB.OMR. KM

Baliser

Grafikk, blokk navn	Eksempel / Valg	Navn, beskrivelse. Norm: TRV	Dynamiske funksjoner	Attributter
 SA_ATC_balise	 - Fast, første	Fast balise Første balise i informasjonspunktet	Valg stipling: - Fast, første - Styrt, første - Fast - Styrt	Tekst
	 - Styrt, første	Styrt balise Første balise i informasjonspunktet		
	 - Fast	Fast balise		
	 - Styrt	Styrt balise		
Forklaring tekst		Prefiks balise (P-Balise)		
Forklaring tekst		N-Balise Ikke i nye anlegg		
 SA_ATC_balisegruppe		Samling baliser som er tegnet på annet skjema		

Skjematiskplan

Grafikk, blokk navn	Eksempel	Navn, beskrivelse. Norm: TRV	Dynamiske funksjoner	Attributter
 SA_Lys		Lys/lampe		TEKST1 TEKST2
 KLOKKE		Klokke		
 SA_KL-bryter		EH KL bryter (Z bryter)		TEKST
 SA_KL_Seksjon		Seksjonsfelt i kontaktledning		
 SA_KL_Seksjonsisolator		Seksjonsisolator i kontaktledning		

PUNKT

Grafikk, blokk navn	Eksempel	Navn, beskrivelse.	Dynamiske funksjoner	Attributter
 SA_Punkt_Fiktiv		Fiktivt sluttpunkt/via punkt. Pil rettes i kjøreretning	Flip (Multiline tekst)	Tekst
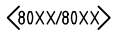 SA_Punkt via		Via punkt	(Multiline tekst)	Tekst senter (/) Tekst 1 Tekst 2

Lyssignaler, hovedsignal i mast

Grafikk, blokk navn	Eksempel	Navn, beskrivelse. Norm: TRV	Dynamiske funksjoner	Attributter
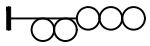 SA_SIG_5lys_mast_1	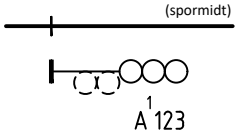	Hovedsignal med fem lys, plassert i mast eks.: Forsignal stiplet	Valg stipling: - FORVALG (hel strek) - Forsignal stiplet - alle lys stiplet Valg flytte tekst: - Tekst under - Tekst over - Tekst til høyre	Type Antall grønne lys Litra nr
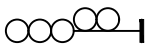 SA_SIG_5lys_mast_2	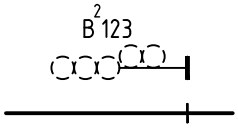	Hovedsignal med fem lys, plassert i mast eks.: stiplet	Valg stipling: - FORVALG (hel strek) - Forsignal stiplet - alle lys stiplet Valg flytte tekst: - Tekst under - Tekst over - Tekst til venstre	Type Antall grønne lys Litra nr
 SA_SIG_4lys_mast_1	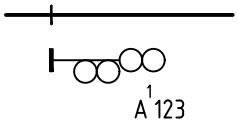	Hovedsignal med fire lys, plassert i mast	Valg stipling: - FORVALG (hel strek) - Forsignal stiplet - alle lys stiplet Valg flytte tekst: - Tekst under - Tekst over - Tekst til høyre	Type Antall grønne lys Litra nr
 SA_SIG_4lys_mast_2	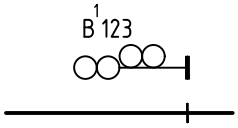	Hovedsignal med fire lys, plassert i mast	Valg stipling: - FORVALG (hel strek) - Forsignal stiplet - alle lys stiplet Valg flytte tekst: - Tekst under - Tekst over - Tekst til venstre	Type Antall grønne lys Litra nr
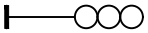 SA_SIG_3lys_mast_1	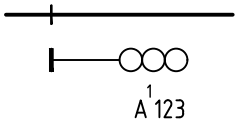	Hovedsignal med tre lys, plassert i mast	Valg stipling: - FORVALG (hel strek) - Lys stiplet Valg flytte tekst: - Tekst under - Tekst over - Tekst til høyre	Type Antall grønne lys Litra nr
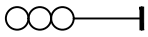 SA_SIG_3lys_mast_2	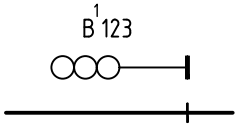	Hovedsignal med tre lys, plassert i mast	Valg stipling: - FORVALG (hel strek) - Lys stiplet Valg flytte tekst: - Tekst under - Tekst over - Tekst til venstre	Type Antall grønne lys Litra nr
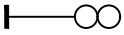 SA_SIG_2lys_mast_1	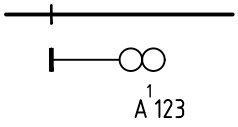	Hovedsignal med to lys, plassert i mast	Valg stipling: - FORVALG (hel strek) - Lys stiplet Valg flytte tekst: - Tekst under - Tekst over - Tekst til høyre	Type Antall grønne lys Litra nr
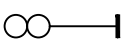 SA_SIG_2lys_mast_2	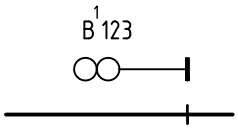	Hovedsignal med to lys, plassert i mast	Valg stipling: - FORVALG (hel strek) - Lys stiplet Valg flytte tekst: - Tekst under - Tekst over - Tekst til venstre	Type Antall grønne lys Litra nr

Lyssignaler, hovedsignal i åk

Grafikk, blokk navn	Eksempel	Navn, beskrivelse. Norm: TRV	Dynamiske funksjoner	Attributter
 SA_SIG_5lys_aak_1	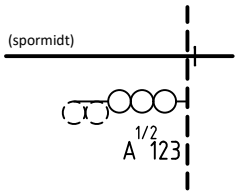	Hovedsignal med fem lys, plassert i åk	Valg stipling: - FORVALG (hel strek) - Forsignal stiplet - alle lys stiplet Valg flytte tekst: - Tekst under - Tekst over - Tekst til høyre	Type Grønne lys Litra nr
 SA_SIG_5lys_aak_2	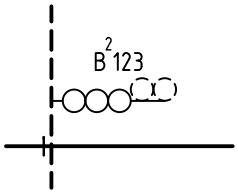	Hovedsignal med fem lys, plassert i åk		Type Grønne lys Litra nr
 SA_SIG_4lys_aak_1	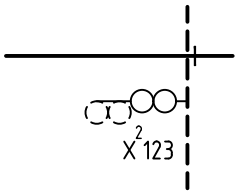	Hovedsignal med fire lys, plassert i åk		Type Grønne lys Litra nr
 SA_SIG_4lys_aak_2	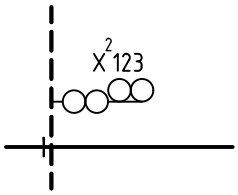	Hovedsignal med fire lys, plassert i åk		Type Grønne lys Litra nr
 SA_SIG_3lys_aak_1	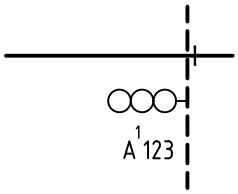	Hovedsignal med tre lys, for plassering i åk eller i kombinasjon med andre signaler		Type Grønne lys Litra nr
 SA_SIG_3lys_aak_2	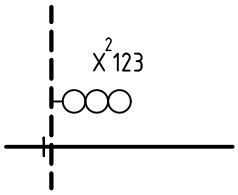	Hovedsignal med tre lys, for plassering i åk eller i kombinasjon med andre signaler		Type Grønne lys Litra nr
 SA_SIG_2lys_aak_1	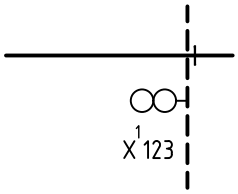	Hovedsignal med to lys, for plassering i åk eller i kombinasjon med andre signaler		Type Grønne lys Litra nr
 SA_SIG_2lys_aak_2	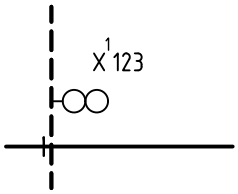	Hovedsignal med to lys, for plassering i åk eller i kombinasjon med andre signaler		Type Grønne lys Litra nr

Lyssignaler, forsignal

Grafikk, blokk navn	Eksempel	Navn, beskrivelse. Norm: TRV	Dynamiske funksjoner	Attributter
 SA_SIG_Forsig_mast_1	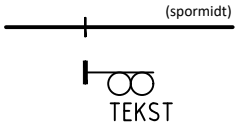	Frittstående forsignal, plassert i mast	Valg stipling: - FORVALG (hel strek) - Forsignal stiplet Valg flytte tekst: - Tekst under - Tekst over - Tekst til høyre	Navn/nr
 SA_SIG_Forsig_mast_2	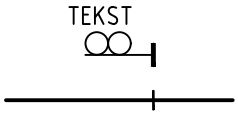	Frittstående forsignal, plassert i mast	Valg stipling: - FORVALG (hel strek) - Forsignal stiplet Valg flytte tekst: - Tekst over - Tekst under - Tekst til høyre	Navn/nr
 SA_SIG_Forsig_aak_1	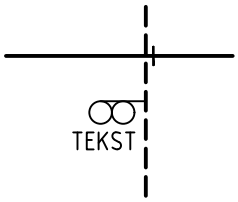	Forsignal, plassert i åk	Valg stipling: - FORVALG (hel strek) - Forsignal stiplet Valg flytte tekst: - Tekst under - Tekst over - Tekst til høyre	Navn/nr
 SA_SIG_Forsig_aak_2	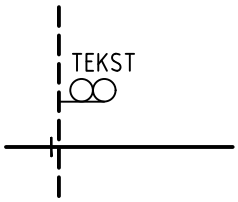	Forsignal, plassert i åk	Valg stipling: - FORVALG (hel strek) - Forsignal stiplet Valg flytte tekst: - Tekst over - Tekst under - Tekst til høyre	Navn/nr

Lyssignaler, Repetersignal 1 lys

Grafikk, blokk navn	Eksempel	Navn, beskrivelse. Norm: TRV	Dynamiske funksjoner	Attributter
 SA_SIG_1lys_mast_1	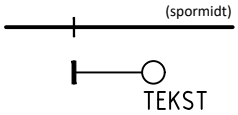	Repetersignal 1-lys, plassert i mast	Valg flytte tekst: - Tekst under - Tekst over - Tekst til høyre	Navn/nr
 SA_SIG_1lys_mast_2	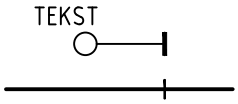	Repetersignal 1-lys, plassert i mast	Valg flytte tekst: - Tekst over - Tekst under - Tekst til høyre	Navn/nr
 SA_SIG_1lys_aak_1	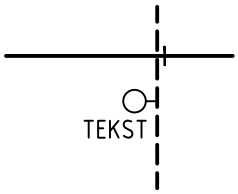	Repetersignal 1-lys, plassert i åk	Valg flytte tekst: - Tekst under - Tekst over - Tekst til høyre	Navn/nr
 SA_SIG_1lys_aak_2	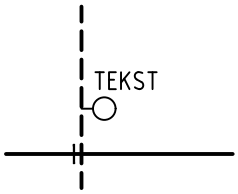	Repetersignal 1-lys, plassert i åk	Valg flytte tekst: - Tekst over - Tekst under - Tekst til høyre	Navn/nr

Lyssignaler, dvergsignal

Grafikk, blokk navn	Eksempel	Navn, beskrivelse. Norm: TRV	Dynamiske funksjoner	Attributter
 SA_SIG_Dverg_mast_1	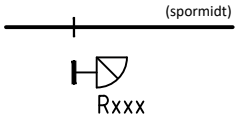	Dvergsignal, plassert i mast	Valg stipling: - FORVALG (hel strek) - Stiplet Valg flytte tekst: - Tekst under - Tekst over - Tekst til høyre	Navn/nr
 SA_SIG_Dverg_mast_2	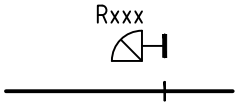	Dvergsignal, plassert i mast	Valg stipling: - FORVALG (hel strek) - Stiplet Valg flytte tekst: - Tekst over - Tekst under - Tekst til venstre	Navn/nr
 SA_SIG_Dverg_aak_1	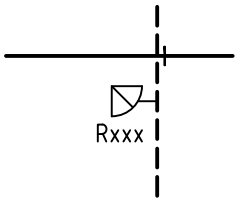	Dvergsignal, plassert i åk	Valg stipling: - FORVALG (hel strek) - Stiplet Valg flytte tekst: - Tekst over - Tekst under - Tekst til venstre	Navn/nr
 SA_SIG_Dverg_aak_2	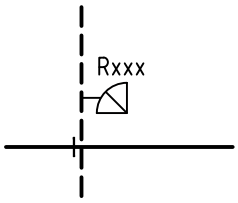	Dvergsignal, plassert i åk	Valg stipling: - FORVALG (hel strek) - Stiplet Valg flytte tekst: - Tekst under - Tekst over - Tekst til høyre	Navn/nr
 SA_SIG_Dverg_kombi_1	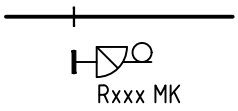	Dvergsignal, kombinert med flere signal Eks.: MKL	Valg stipling: - FORVALG (hel strek) - Stiplet Valg flytte tekst: - Tekst under - Tekst over - Tekst til høyre	Navn/nr
 SA_SIG_Dverg_kombi_2	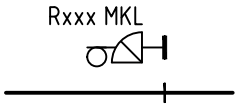	Dvergsignal, kombinert med flere signal	Valg stipling: - FORVALG (hel strek) - Stiplet Valg flytte tekst: - Tekst over - Tekst under - Tekst til venstre	Navn/nr

Lyssignaler, andre signaler

Grafikk, blokk navn	Eksempel	Navn, beskrivelse. Norm: TRV	Dynamiske funksjoner	Attributter
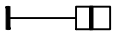 SA_SIG_H-SKIFTE_mast_1	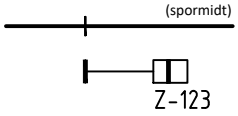	Høyt skiftesignal, plassert i mast	Valg flytte tekst: - Tekst under - Tekst over - Tekst til høyre	Navn/nr
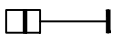 SA_SIG_H-SKIFTE_mast_2	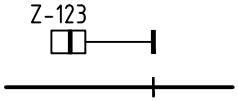	Høyt skiftesignal, plassert i mast		Navn/nr
 SA_SIG_H-SKIFTE	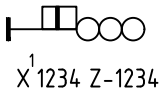	Høyt skiftesignal, For plassering sammen med andre signaler		
 SA_SIG_MKL	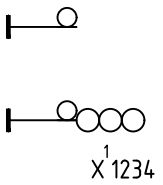	Middelkontrollampe, For plassering sammen med andre signaler		
 SA_SIG_Forsiktig_k	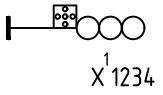	Lyssignal forsiktig kjøring, For plassering sammen med andre signaler		
 SA_SIG_Tom	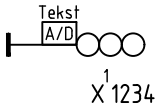 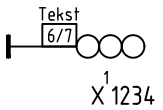	Firkantskilt for: Linje signal. Til angitt linje eller sporområde (Signal 35B) Eks.: Asker-/Drammenbanen Avvikende hastighet Hastigheten over første avvikende sporveksel eller sporvekselgruppe kan økes eller må reduseres til det som er angitt på signalet. Stort 5-tall betyr 50 km/t, stort 6-tall 60 km/t osv. (Signal 68E)		
 SA_SIG_Mast		Mast for signaler	Strekke lengde mast Valg: -9 -11 -13 -15	

Lyssignaler, togsporsignal

Grafikk, blokk navn	Eksempel	Navn, beskrivelse. Norm: TRV	Dynamiske funksjoner	Attributter
 SA_SIG_Togspor_mast_1	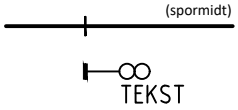	Togsporsignal, plassert i mast	Valg flytte tekst: - Tekst under - Tekst over - Tekst til høyre	Navn/nr
 SA_SIG_Togspor_mast_2	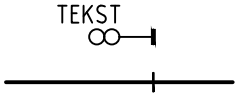	Togsporsignal plassert i mast	Valg flytte tekst: - Tekst over - Tekst under - Tekst til venstre	Navn/nr
 SA_SIG_Togspor_aak_1	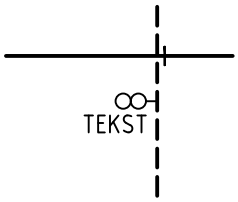	Togsporsignal plassert i åk	Valg flytte tekst: - Tekst under - Tekst over - Tekst til venstre	Navn/nr
 SA_SIG_Togspor_aak_2	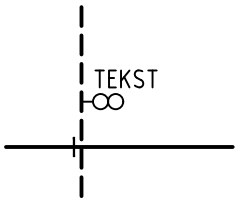	Togsporsignal plassert i åk	Valg flytte tekst: - Tekst over - Tekst under - Tekst til høyre	Navn/nr
 SA_SIG_Brosignal_1		Brosignal, forsignal for brosignal		TEKST1 TEKST2 TEKST3 TEKST4
 SA_SIG_Brosignal_2		Brosignal, forsignal for brosignal		TEKST1 TEKST2 TEKST3 TEKST4
 SA_SIG_Brosignal_3		Enkelt innkjørsignalapparat plassert på vegg (Signal ved tunnelport) Togsporsignal		TEKST1 TEKST2 TEKST3 TEKST4

Skilt plassert på lyssignaler, Rasvarsling

Grafikk, blokk navn		Navn, beskrivelse. Norm: TRV	Dynamiske funksjoner	Attributter
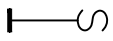 SA_TGV_SLUTT_Stolpe	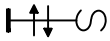	Togvei slutt (Signal 66) Plassert på egen stolpe		
 SA_TGV_SLUTT	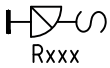	Togvei slutt For plassering sammen med andre signaler Eks.: med dvergsignal		
 SA_TGV_SLUTT_aak	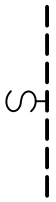	Togvei slutt For plassering i åk		
 SA_Pilskilt		Pilskilt Viser hvilket spor signalet gjelder for. (Signal 102) Eks.: Med dvergsignal		
 SA_RAS_Skilt		Rasvarslingskilt Signalet står i avhengighet til rasvarslingsanlegg. (Signal 73)		
 SIG-RAS Seksjon	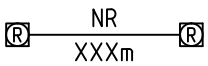	Rasvarslings seksjon	Strekke (fra midtpunkt)	NR Lengde
	Gjerde/rasvarslingsgjerde (SA-RSG)	SIG-Gjerde		

Lyssignaler, Hovedsignal og dverg i samme mast

Grafikk, blokk navn	Eksempel	Navn, beskrivelse. Norm: TRV	Dynamiske funksjoner	Attributter
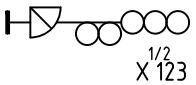 SA_SIG_5lys_Dverg_mast_1	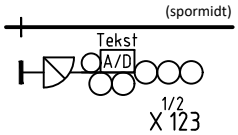	Dverg og hovedsignal med fem lys plassert på samme mast	Valg stipling: - FORVALG (hel strek) - Forsignal stiplet - alle lys stiplet Valg flytte tekst: - Tekst under - Tekst over - Tekst til høyre Strekke lengde på mast	Type Antall grønne lys Litra nr
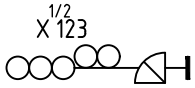 SA_SIG_5lys_Dverg_mast_2	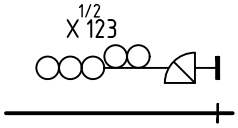	Dverg og hovedsignal med fem lys plassert på samme mast	Valg stipling: - FORVALG (hel strek) - Forsignal stiplet - alle lys stiplet Valg flytte tekst: - Tekst under - Tekst over - Tekst til venstre Strekke lengde på mast	Type Antall grønne lys Litra nr
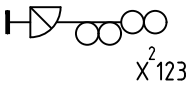 SA_SIG_4lys_Dverg_mast_1	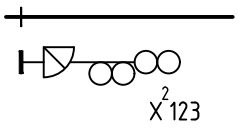	Dverg og hovedsignal med fire lys plassert på samme mast	Valg stipling: - FORVALG (hel strek) - Forsignal stiplet - alle lys stiplet Valg flytte tekst: - Tekst under - Tekst over - Tekst til høyre Strekke lengde på mast	Type Antall grønne lys Litra nr
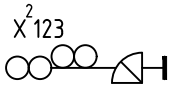 SA_SIG_4lys_Dverg_mast_2	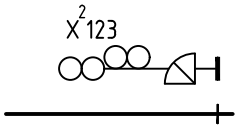	Dverg og hovedsignal med fire lys plassert på samme mast	Valg stipling: - FORVALG (hel strek) - Forsignal stiplet - alle lys stiplet Valg flytte tekst: - Tekst under - Tekst over - Tekst til venstre Strekke lengde på mast	Type Antall grønne lys Litra nr
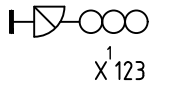 SA_SIG_3lys_Dverg_mast_1	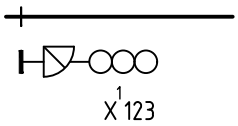	Dverg og hovedsignal med tre lys plassert på samme mast	Valg stipling: - FORVALG (hel strek) - Forsignal stiplet - alle lys stiplet Valg flytte tekst: - Tekst under - Tekst over - Tekst til høyre Strekke lengde på mast	Type Antall grønne lys Litra nr
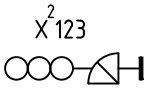 SA_SIG_3lys_Dverg_mast_2	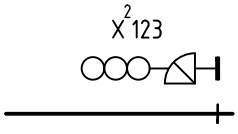	Dverg og hovedsignal med tre lys plassert på samme mast	Valg stipling: - FORVALG (hel strek) - Forsignal stiplet - alle lys stiplet Valg flytte tekst: - Tekst under - Tekst over - Tekst til venstre Strekke lengde på mast	Type Antall grønne lys Litra nr
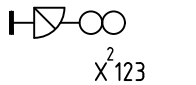 SA_SIG_2lys_Dverg_mast_1	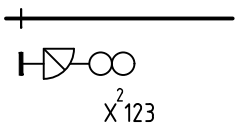	Dverg og hovedsignal med to lys plassert på samme mast	Valg stipling: - FORVALG (hel strek) - Forsignal stiplet - alle lys stiplet Valg flytte tekst: - Tekst under - Tekst over - Tekst til høyre Strekke lengde på mast	Type Antall grønne lys Litra nr
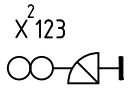 SA_SIG_2lys_Dverg_mast_2	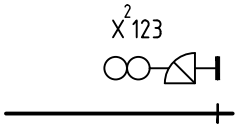	Dverg og hovedsignal med to lys plassert på samme mast	Valg stipling: - FORVALG (hel strek) - Forsignal stiplet - alle lys stiplet Valg flytte tekst: - Tekst under - Tekst over - Tekst til venstre Strekke lengde på mast	Type Antall grønne lys Litra nr

Veisikringsanlegg, Kabelplan

Grafikk, blokk navn		Navn, beskrivelse. Norm: TRV	Dynamiske funksjoner	Attributter
 SA_VSA_Vei_1		Signal mot vei, enkel		Tekst 1 Tekst 2 Tekst 3
 SA_VSA_Vei_2	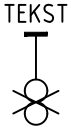	Signal mot vei, enkel		Tekst 1 Tekst 2 Tekst 3
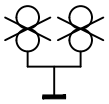 SA_VSA_Vei_3		Signal mot vei, dobbel		Tekst 1 Tekst 2 Tekst 3
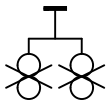 SA_VSA_Vei_4	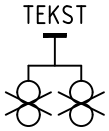	Signal mot vei, dobbel		Tekst 1 Tekst 2 Tekst 3
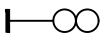 SA_VSA_PLO_1	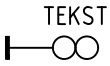	Planovergangssignal		Tekst 1 Tekst 2 Tekst 3
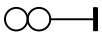 SA_VSA_PLO_2		Planovergangssignal		Tekst 1 Tekst 2 Tekst 3

Veisikringsanlegg, andre tegninger

Grafikk, blokk navn		Navn, beskrivelse. Norm: TRV	Dynamiske funksjoner	Attributter
 SA_VSA_Vei_5		Signal mot vei, enkel		Tekst 1 Tekst 2 Tekst 3
 SA_VSA_Vei_6	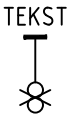	Signal mot vei, enkel		Tekst 1 Tekst 2 Tekst 3
 SA_VSA_Vei_7		Signal mot vei, dobbel		Tekst 1 Tekst 2 Tekst 3
 SA_VSA_Vei_8		Signal mot vei, dobbel		Tekst 1 Tekst 2 Tekst 3
 SA_VSA_PLO_3	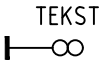	Planovergangssignal		Tekst 1 Tekst 2 Tekst 3
 SA_VSA_PLO_4	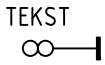	Planovergangssignal		Tekst 1 Tekst 2 Tekst 3

Veibommer

Grafikk, blokk navn	Eksempel	Navn, beskrivelse. Norm: TRV	Dynamiske funksjoner	Attributter
 SA_VBO_Drivmaskin		Veibom drivmaskin		Tekst 1 Tekst 2
 SA_VBO_bom_kort_1	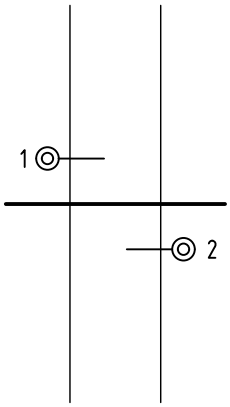	Kort veibom med drivmaskin		Tekst
 SA_VBO_bom_kort_2		Kort veibom med drivmaskin		Tekst
 SA_VBO_bom_1	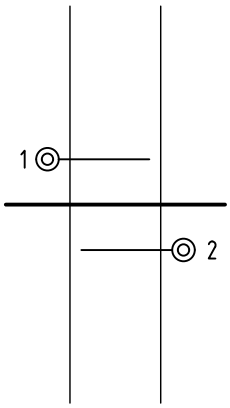	Veibom med bomdrivmaskin		Tekst
 SA_VBO_bom_2		Veibom med bomdrivmaskin		Tekst
 SA_VBO_mek_1	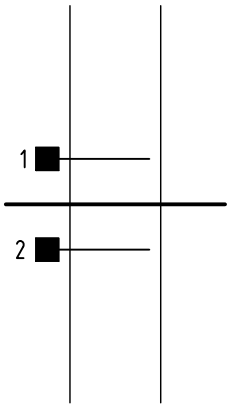	Mekanisk veibom		Tekst
 SA_VBO_mek_2		Mekanisk veibom		Tekst

Veisikringsanlegg, BUES2000

Grafikk, blokk navn	Eksempel	Navn, beskrivelse. Norm: TRV	Dynamiske funksjoner	Attributter
 SA_VSA-BU_Sloyfe		Induktiv sløyfe BUES2000		Tekst over Tekst under
 SA_VSA-BU_Koblingsboks		Koblingsboks "SOPP" BUES2000	Flytte tekst	Tekst over Tekst venstre Tekst høyre Tekst under
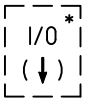 SA_VSA-BU Inn-Out	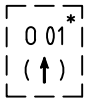 - Høy 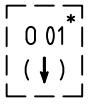 -Lav	Inngang/Utgang BUES2000 Verdi: (I 01) til (I 25) Verdi: (O 01) til (0 12)	Valg (pil): -Lav (ned) -Høy (opp)	Inn/out

ERTMS Skilt

Grafikk, blokk navn	Eksempel	Navn, beskrivelse. Norm: TRV	Dynamiske funksjoner	Attributter
 SA_Signal_E35		Signal E35 Stoppskilt (Marker board)	Valg: -Ned -Opp -Ned stiplet -Opp stiplet	Tekst over Tekst under
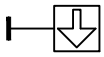 SA_Signal_E35_stolpe 1	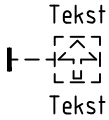	Signal E35 Stoppskilt (Marker board) Plassert på stolpe	Valg: -Ned -Opp -Ned stiplet -Opp stiplet	Tekst over Tekst under
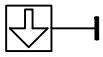 SA_Signal_E35_stolpe_2	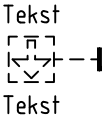	Signal E35 Stoppskilt (Marker board) Plassert på stolpe	Valg: -Ned -Opp -Ned stiplet -Opp stiplet	Tekst over Tekst under
 SA_Signal_E35_1		Signal E35 Stoppskilt (Marker board)	Valg: -Ned -Opp -Ned stiplet -Opp stiplet	Tekst over Tekst under
 SA_Signal_E35_2		Signal E35 Stoppskilt (Marker board)	Valg: -Ned -Opp -Ned stiplet -Opp stiplet	Tekst over Tekst under
 SA_Signal_E35_butt	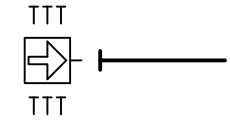 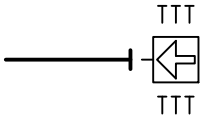	Signal E35 Stoppskilt, skilt for buttspor (Marker board) -Høyre -Venstre	Valg: -Høyre -Venstre -Høyre stiplet -Venstre stiplet	Tekst over Tekst under

ERTMS Skilt

Grafikk, blokk navn	Eksempel	Navn, beskrivelse. Norm: TRV	Dynamiske funksjoner	Attributter
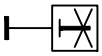 SA_Signal_E36_stolpe_1		Signal E36 Veisikringsanlegg Planovergangskilt (Level crossing board) Plassert på stolpe "W skilt" Skilt for veisikringsanlegg.		Tekst over Tekst under
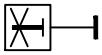 SA_Signal_E36_stolpe_2		Signal E36 Veisikringsanlegg Planovergangskilt (Level crossing board) Plassert på stolpe "W skilt" Skilt for veisikringsanlegg.		Tekst over Tekst under
 SA_Signal_E36_1		Signal E36 Veisikringsanlegg Planovergangskilt (Level crossing board) "W skilt" Skilt for veisikringsanlegg.		Tekst over Tekst under
 SA_Signal_E36_2		Signal E36 Veisikringsanlegg Planovergangskilt (Level crossing board) "W skilt" Skilt for veisikringsanlegg.		Tekst over Tekst under
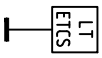 SA_Signal_E37_stolpe_1	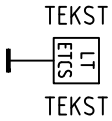	Signal E37 Systemovergang Plassert på stolpe		Tekst over Tekst under
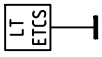 SA_Signal_E37_stolpe_2	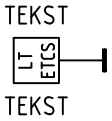	Signal E37 Systemovergang Plassert på stolpe		Tekst over Tekst under
 SA_Signal_E37_1		Signal E37 Systemovergang		Tekst over Tekst under
 SA_Signal_E37_2		Signal E37 Systemovergang		Tekst over Tekst under

ERTMS Skilt

Grafikk, blokk navn	Eksempel	Navn, beskrivelse. Norm: TRV	Dynamiske funksjoner	Attributter
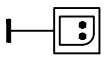 SA_Signal_106_stolpe_1		Signal 106 Stop for skifting (Stopp for shunting) Plassert på stolpe		Tekst over Tekst under
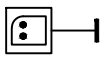 SA_Signal_106_stolpe_2		Signal 106 Stop for skifting (Stopp for shunting) Plassert på stolpe		Tekst over Tekst under
 SA_Signal_106_1		Signal 106 Stop for skifting (Stopp for shunting)		Tekst over Tekst under
 SA_Signal_106_2		Signal 106 Stop for skifting (Stopp for shunting)		Tekst over Tekst under
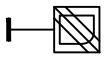 SA_Signal_107_stolpe_1		Signal 107 Overgang til usikret område (Unsecured area with hand operated points) Plassert på stolpe		Tekst over Tekst under
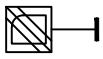 SA_Signal_107_stolpe_2		Signal 107 Overgang til usikret område (Unsecured area with hand operated points) Plassert på stolpe		Tekst over Tekst under
 SA_Signal_107_1		Signal 107 Overgang til usikret område (Unsecured area with hand operated points)		Tekst over Tekst under
 SA_Signal_107_2		Signal 107 Overgang til usikret område (Unsecured area with hand operated points)		Tekst over Tekst under

ERTMS Skilt

Grafikk, blokk navn	Eksempel	Navn, beskrivelse. Norm: TRV	Dynamiske funksjoner	Attributter
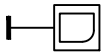 SA_Signal_108_stolpe_1		Signal 108 Overgang til sikret område (Interlocked area) Plassert på stolpe		Tekst over Tekst under
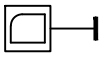 SA_Signal_108_stolpe_2		Signal 108 Overgang til sikret område (Interlocked area) Plassert på stolpe		Tekst over Tekst under
 SA_Signal_108_1		Signal 108 Overgang til sikret område (Interlocked area)		Tekst over Tekst under
 SA_Signal_108_2		Signal 108 Overgang til sikret område (Interlocked area)		Tekst over Tekst under

ERTMS Skilt

Grafikk, blokk navn	Eksempel	Navn, beskrivelse. Norm: TRV	Dynamiske funksjoner	Attributter
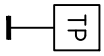 SA_Skilt_Tunnelport_1		Skilt tunnelport Plassert på stolpe		Tekst over Tekst under
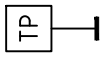 SA_Skilt_Tunnelport_2		Skilt tunnelport Plassert på stolpe		Tekst over Tekst under
 SA_Skilt_Tunnelport_3		Skilt tunnelport		Tekst over Tekst under
 SA_Skilt_Tunnelport_4		Skilt tunnelport		Tekst over Tekst under
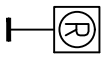 SA_Signal_73_stolpe_1		Signal 73 Rasvarslingskilt (Avalanche warning signal) Plassert på stolpe		Tekst over Tekst under
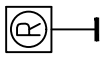 SA_Signal_73_stolpe_2		Signal 73 Rasvarslingskilt (Avalanche warning signal) Plassert på stolpe		Tekst over Tekst under
 SA_Signal_73_1		Signal 73 Rasvarslingskilt (Avalanche warning signal)		Tekst over Tekst under
 SA_Signal_73_2		Signal 73 Rasvarslingskilt (Avalanche warning signal)		Tekst over Tekst under

9. Under og overbygning

FAG: (KO)

Ark nr.: 9.1

Spor og overbyggning

Grafikk, blokk navn	Eksempel	Navn, beskrivelse. Norm: TRV	Dynamiske funksjoner	Attributter
KO_Buttspor		Buttspor		
KO_Sporstopper		Sporstopper fast		
	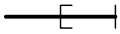	Glidene sporstopper		
SA_Plattform		Plattform (Blokk) Skrå skravur	Lengde Bredde (3+3)	
	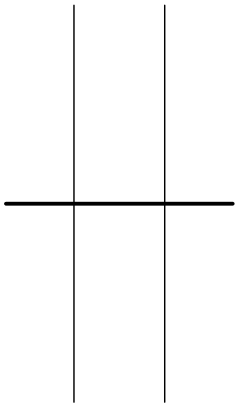	Planovergang		
	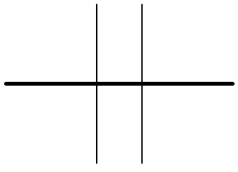			

Underbygning. Bro og tunnel

Grafikk, blokk navn	Eksempel	Navn, beskrivelse. Norm: TRV	Dynamiske funksjoner	Attributter
 SA_Bro_enside	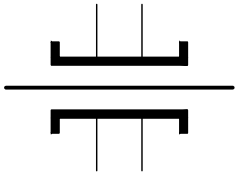	Veiundergang, bro	Lengde	
 SA_Bro_dynamisk	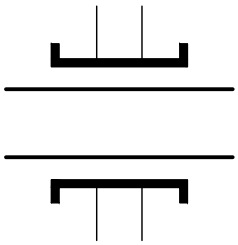	Bro, dynamisk bredde og lengde	Lengde Bredde	
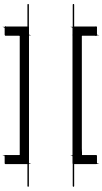 SA_Bro_vei	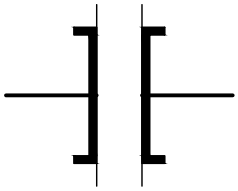	Veiovergang	Lengde	
 SA_Tunnelmunning	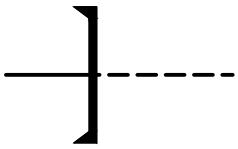	Tunnel	Bredde	

Eksempel

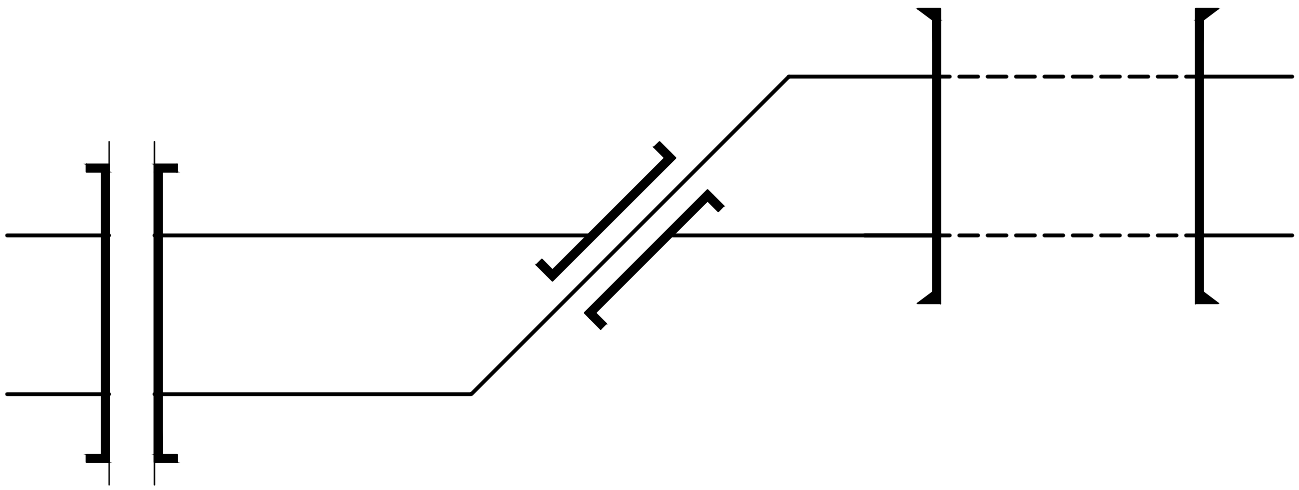

10. Lag og linjetyper, tekst

FAG: SA

Ark nr.: 10.1

Lag og linjetyper

Grafikk	Navn, beskrivelse	Lagnavn	Linetype	mm	Farge
	Trase for kabelgrøft	SIG-KABELKANAL	HIDDEN-Signal	0.18	cyan
	Spor (en-linje)	SIG-SPOR enlinje	Continuous	0.50	blue
	Isolert skinne	SIG-SPOR I	Continuous	0.70	red
	Uisolert skinne	SIG-SPOR U	Continuous	0.25	yelow
	Underbyggning Plattformer, bruer, tunneler, bygninger, skap, osv.	SIG-Underbygg	Continuous	0.18	cyan
	(ikke definert)	SIG-(hvit)	Continuous	0.35	white
	Togspor	SIG-Togspor	Continuous	0.50	blue
	Komponenter, øvrige objekter	SIG-Komponenter	Continuous	0.25	yelow
	Spor, alle spor som ikke er togspor	SIG-Spor	Continuous	0.25	yelow
	Sporveksler (alle typer), middel, avsporingstunger.	SIG-Sporveksler	Continuous	0.25	yelow
	Signaler, alle signaler, fiktiv sluttpunkt	SIG-Signaler	Continuous	0.25	yelow
	Sporavsnitt	SIG-Sporavsnitt	Continuous	0.25	yelow
	Dimensjoner/målsetting streker og piler	SIG-Dimensjoner	Continuous	0.25	yelow
	Lokalområder	SIG-Lokalomraader	CENTER	0.35	white
	Arbeidsområde	SIG-Arbeidsomr	HIDDEN-Signal	0.25	yelow
	Gjerde/rasvarslingsgjerde	SIG-Gjerde	GJERDE1	0.25	yelow
	Stiplet	SA_Hidden signal	HIDDEN-Signal	0.25	yelow
	Stiplet (åk)	SIG-STIPLET	HIDDEN-Signal	0.50	blu
	Ramme og tittelfelt	SIG-Ramme tittel	Continuous	0.50	blue

Lag og linjetyper

Grafikk	Navn, beskrivelse	Lagnavn	Linetype	mm	Farge
EH_Returledning	Returledning for Kontaktledningsanlegg (Brukes ikke av Signal)				

FRITEKST

Grafikk tekst	Navn, beskrivelse	Lagnavn	Høyde mm	Fonttype	mm	Farge
Tekst 1.8mm	Tekst 1.8mm Arbeidsområde tekst, informasjon tilhørende posisjonangivelse, lokalområde tekst	SIG-Tekst-18	1.80	ISOCP	0.18	cyan
Tekst 2.5mm	Tekst 2.5mm Tekst tilhørende objekter (veksler, skilt, VA, osv)	SIG-Tekst-25	2.50		0.25	yellow
Tekst 3.5mm	Tekst 3.5mm Henvisning til nabostasjon, henvisning til blokkposter	SIG-Tekst-35	3.50		0.35	white/black
5.0mm	Tekst 5.0mm (ingen beskrivelse)	SIG-Tekst-50	5.00		0.50	blue
7.0mm	Tekst 7.0mm Stasjonsnavn, stasjonsforkortelse	SIG-Tekst-70	7.00		0.70	red

Attributt tekst

Grafikk tekst	Navn, beskrivelse	Lagnavn	Høyde mm		mm	Farge
Tekst 1.8mm	Tekst 1.8mm	SIG_ATT_Tekst18	1.80		0.18	cyan
Tekst 2.5mm	Tekst 2.5mm	SIG_ATT_Tekst25	2.50		0.25	yellow
Tekst 3.5mm	Tekst 3.5mm	SIG_ATT_Tekst35	3.50		0.35	white/black